

ANNUAL REPORT FISCAL YEAR 2005



Donal Campbell
Commissioner

A PROUD PAST – A BRIGHT FUTURE

ALABAMA DEPARTMENT OF CORRECTIONS

ANNUAL REPORT FOR FISCAL YEAR 2005



Kilby Prison
Circa 1951
Named after Thomas Erby Kilby
Alabama Governor 1919-1923

Our Mission Statement:

The mission of the Alabama Department of Corrections is to confine, manage and provide rehabilitative programs for convicted felons in a safe, secure and humane environment, utilizing professionals who are committed to public safety and to the positive re-entry of offenders into society.

Our Values:

- We value ADOC's employees as our most valuable asset.
- We value a safe, secure and rehabilitative environment for the inmate population.
- We value upholding the public trust and a positive public image, emphasizing professionalism, honesty and integrity.
- We value the dignity of every human being.
- We value leadership, which promotes a safe, fair and equitable work environment.
- We value operating in the most effective and economically efficient manner possible.
- We value the ethical conduct of all ADOC's employees.
- We value sharing information, innovation and communication among all levels of staff.
- We value professional working relationships among employees and opportunities for personal and professional growth.



Commissioner's Message




The Office of Commissioner of the Alabama Department of Corrections (ADOC) respectfully submits this Fiscal Year 2005 Annual Report, which provides information relevant to the Dept. of Corrections. Daily, more than 3,500 Corrections professionals strive to fulfill our mission, including the confinement and management of convicted felons in a secure and humane environment, while preserving the safety of the public, staff and offenders.

The past year has been another challenging period for the Department. Funding has increased while a special parole docket helped to reduce our population for a time. Still, this agency continues to be faced with responsibilities that challenge the resources provided.

The ADOC continues to operate with frugal ingenuity to provide safe prison operations for the citizens of Alabama, ADOC staff and those confined.

It is my pleasure to serve as ADOC Commissioner and I look forward to working with you as we move forward.


Donal Campbell, Commissioner

Preface

The annual report is divided into four sections: Executive Directory; Listings / Maps of Correctional Institutions and Community Corrections Programs; Institution Descriptions; and Fiscal Year Statistics. The Executive Directory lists all executive personnel serving in ADOC during the fiscal year. The Listings & Maps section lists, in alphabetical order, the institutions within categories of major institutions, work releases, community work centers, and boot camps. Following the listing of institutions is a map reflecting the county in which the various institutions are located. This section also includes an alphabetical listing of Community Correction Programs, and a map reflecting the program counties. The Institution Descriptions section provides, in alphabetical order, a brief synopsis of each correctional facility, including historical information and current year activities and programs. This section also includes a summary of the fiscal year activities within the Alabama Correctional Industries Division and the Training Division. The Fiscal Year Statistics section contains facts and figures about the on hand offenders, admissions, releases, inmate work squads, and community correction programs. This section also includes a summary of the fiscal year operations statistics for each correctional facility.

Index

Executive Directory	page 5
Alphabetical listing of the Institutions	page 6
State map of the Institutions	page 10
Community Corrections Program's Counties	page 11
State map of the Comm. Corrections Program Counties	page 13
Institutions: Information and Historical Synopsis	page 14
Facts and Figures	page 51



Executive Directory

301 South Ripley Street
PO Box 301501
Montgomery AL 36130-1501

COMMISSIONER

Executive Assistant
Public Information
General Counsel
Investigations & Intelligence
Victims/Constituent Services

Donal Campbell	353-3870
Steve Hayes	353-3877
Brian Corbett	353-4053
Kim Thomas	353-3884
Randy Yarbrough	353-8916
Janet Findley	353-3879

Deputy Commissioner for Operations

Institutional Coordinator
EEOC
Employee Grievances
Classification
Communications
Engineering
Training
Central Transportation

Greg Lovelace	353-3872
Roy Hightower	353-3854
Paul Whaley	353-9706
Bill Haynes	567-1590
Larry Kelly	567-1554
Wendy Williams	872-6228
Linda Miller	353-9708

Deputy Commissioner for Programs

ACI (Industries)
Administrative Programs
Program Director
Manufacturing Programs
Central Records
Education/Vocational Programs
Research and Planning
Religious Programs

John Jacobs	353-3844
Andy Farquhar	260-3636
Ron Martin	261-3613
Earnest Pattillo	261-3611
Don Segrest	261-3608
Kathy Holt	353-9772
Sandra Hill	353-3878
Glen Casey	353-9504
Vacant	353-3887

Deputy Commissioner for Administrative Services

Accounting
Personnel
Information Systems
Institutional Services
Contract Services

Terence Jones	353-3887
Rachel Lee	353-5508
Dora Jackson	353-9562
Donna Miller	353-4314
Jimmy Rhodes	567-1559
Vacant	353-3887

Associate Commissioner of Medical Services

Medical/Mental Health Services

Ruth Naglich	353-3887
Ronald Cavanaugh	353-3887

Major Correctional Facilities

Bibb Correctional Facility.....	Warden Cheryl Price.....	page 17
565 Bibb Lane Brent, AL 35034-4040 205-926-5252		
Bullock Correctional Facility.....	Warden Arnold Holt.....	page 19
P.O. Box 5107 Union Springs, AL 36089-5107 334-738-5625		
JO Davis Correctional Facility.....	Warden Jerry Ferrell.....	page 32
Fountain 4000 Atmore, AL 36503-4000 251-368-8122		
Donaldson Correctional Facility.....	Warden Kenneth Jones.....	page 24
100 Warrior Lane Bessemer, AL 35023-7299 205-436-3681		
Draper Correctional Facility	Warden James DeLoach.....	page 26
PO Box 1107 Elmore, AL 36025 334-567-2221		
Easterling Correctional Facility	Warden Gwen Mosley.....	page 27
200 Wallace Drive Clio, AL 36017-2615 334-397-4471		
Elmore Correctional Facility.....	Warden Willie Thomas.....	page 29
P.O. Box 8 Elmore, AL 36025 334-567-1460		
Farquhar State Cattle Ranch	Warden George Free.....	page 30
1132 County Road 32 Greensboro, AL 36744-9313 334-624-3383		
Fountain Correctional Facility (including JO Davis).....	Warden Jerry Ferrell.....	page 31
Fountain 3800 Atmore, AL 36503-3800 251-368-8122		

Frank Lee Youth Center..... P.O. Box 220410 Deatsville, AL 36022 334-290-3200	Warden John Cummins.....	page 33
Hamilton A&I..... 223 Sasser Drive Hamilton, AL 35570-1568 205-921-7453	Warden Freddie Butler.....	page 34
Holman Correctional Facility..... Holman 3700 Atmore, AL 36503-3700 251-368-8173	Warden Grantt Culliver.....	page 36
Kilby Correctional Facility..... P.O. Box 150 Mt. Meigs, AL 36057 334-215-6600	Warden Terrance McDonnell...	page 38
Limestone Correctional Facility..... 28779 Nick Davis Road Harvest, AL 35749-7009 256-233-4600	Warden Billy Mitchem.....	page 40
Red Eagle Honor Farm..... 1290 Red Eagle Road Montgomery, AL 36110 334-242-2510	Warden Charles Boutwell..... and Warden Charles Hadley	page 44
St. Clair Correctional Facility..... 1000 St. Clair Road Springville, AL 35146-9790 205-467-6111	Warden Ralph Hooks.....	page 45
Staton Correctional Facility..... P.O. Box 56 Elmore, AL 36025 334-567-2221	Warden Leon Forniss..... and Warden Willie Thomas	page 46
Tutwiler Prison for Women..... 8966 US Highway 231 North Wetumpka, AL 36092 334-567-4369	Warden Gladys Deese.....	page 47
Ventress Correctional Facility..... P.O. Box 767 Clayton, AL 36016-0767 334-775-3331	Warden J.C. Giles.....	page 48

Work Release (WR)/Community Work Centers (CWC)

Alexander City WR/CWC P.O. Drawer 160 Alexander City, AL 35011-0160 256-234-7533	Warden Steve Watson.....	page 15
Atmore CWC 9947 Highway 21 North Atmore, AL 36503 251-368-9115	Warden Sylvester Folks.....	page 16
Birmingham WR/CWC..... 1216 North 25 th Street Birmingham, AL 35234-3196 205-252-2994	Warden Edward Ellington..... and Captain Patricia Hood	page 18
Bullock County WR/CWC P.O. Box 192 Union Springs, AL 36089-0192 334-738-5537	Warden Sandra Giles.....	page 20
Camden WR/CWC..... 1780 Alabama Highway 221 Camden, AL 36726-9542 334-682-4287	Warden Carter Davenport.....	page 21
Childersburg WR/CWC P.O. Box 368 Childersburg, AL 35044-0368 256-378-5034	Warden Glenn Newton.....	page 22
Decatur WR/CWC 1401 Hwy 20 West Decatur, AL 35601-1325 256-350-0876	Warden Bettinna Carter.....	page 23
Elba WR/CWC..... P.O. Box 710 Elba, AL 36323-0361 334-897-5738	Warden Lillie Watson-Foster....	page 28
Hamilton WR/CWC..... 1826 Bexar Avenue East Hamilton, AL 35570-1628 205-921-9308	Warden Jimmy D. Patrick.....	page 35

Loxley WR/CWC.....Warden James E. Reynolds.....page 41
P.O. Box 1030
Loxley, AL 36551-1030
251-964-5044

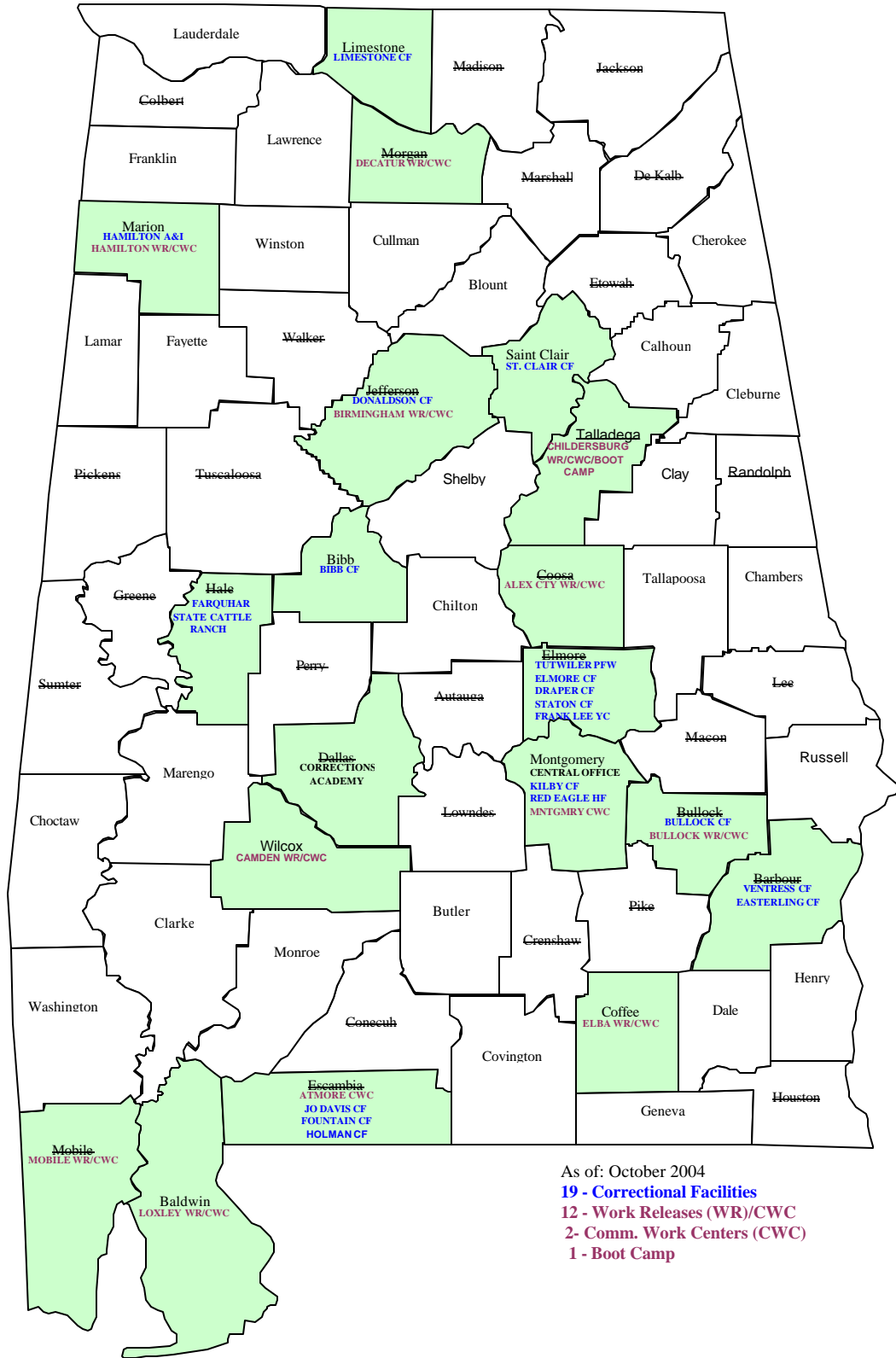
Mobile WR/CWCWarden Derrick J. Carter.....page 42
P.O. Box 13040
Mobile, AL 36663-0040
251-452-0098

Montgomery CWC.....Warden Leeposey Daniels.....page 43
P.O. Box 75
Mt. Meigs, AL 36057
334-215-0756

Boot Camp

Childersburg Boot Camp.....Warden Glenn Newton.....page 22
P.O. Box 368
Childersburg, AL 35044-0368
256-378-3821

ALABAMA DEPARTMENT OF CORRECTIONS INSTITUTIONS



Community Corrections Programs

Contracted Community Operated Diversion Programs

Calhoun County Community Corrections
1702 Noble Street Suite 3117
Anniston, AL 36201
256-231-1877

Colbert County Community Correction
Gary Wallace – Director
108 North Water Street
Tuscumbia, AL 35674
256-381-3952

Cherokee County Community Corrections
102 Main Street, Room 102
Centre, AL 35960
256-927-3111

Cullman County Community Corrections
422 2nd Avenue South West, Room 201
Cullman, AL 35055
256-775-1515

Dale County Community Corrections
P.O. Box 2513
Ozark, AL 36361
334-774-9135

Dekalb County Community Corrections
P.O. Box 1031
Fort Payne, AL 35697
256-845-8542

Escambia County Community Corrections
P.O. Box 1273
Brewton, AL 36427
256-867-0368

Etowah County Community Corrections
801 Forrest Avenue, Suite 102
Gadsden, AL 35901
256-439-6035

Fayette, Lamar, and Pickens
County Community Corrections
310 1st Court North West
Fayette, AL 35555
205-932-5945

Franklin County Community Corrections
P.O. Box 790
Russellville, AL 35653
256-332-8856

Geneva County Community Corrections
208 Colonial Avenue
Dothan, AL 36301
334-792-5945

Houston County Community Corrections
P.O. Box 6406
Dothan, AL 36202
334-671-8725

Jackson County Community Corrections
P.O. Box 121
Scottsboro, AL 35768
256-574-9377

Jefferson County Community Corrections
401 Beacon Parkway West
Birmingham, AL 35209
205-917-3780 (ext. 247)

Lauderdale County Community Corrections
200 South Court Street, Room 506
Florence, AL 35630
256-768-7556

Lawrence County Community Corrections
P.O. Box 715
Moulton, AL 35650
334-792-5945

Marion and Winston County Community Corrections
P.O. Box 1555
Winfield, AL 35594
205-487-0608

Marshal County Community Corrections
119 Sand Mountain Drive West
Albertville, AL 36301
256-894-9969

Comm. Corrections Program continued

Mobile County Community Corrections
111 Canal Street
Mobile, AL 36603
251-574-6469

Montgomery County Community Corrections
251 South Lawrence Street
Montgomery, AL 36104
334-832-7731

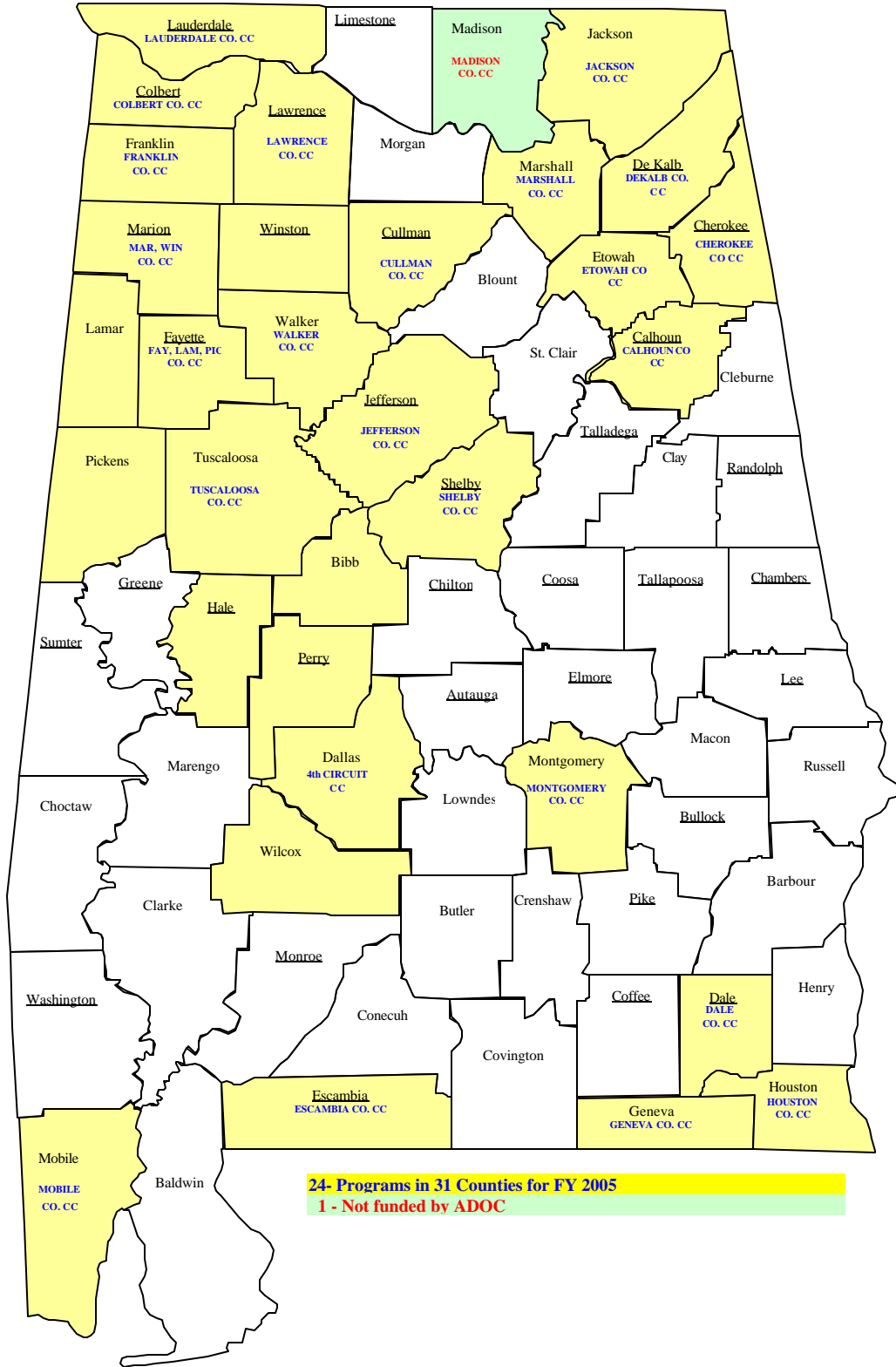
Shelby County Community Corrections
P.O. Box 35051
Columbiana, AL 35051
205-669-3950

Tuscaloosa County Community Corrections
3130 35th Street
Tuscaloosa, AL 36301
205-759-2137

Walker County Community Corrections
P.O. Box 1385
Jasper, AL 35502
205-384-7251

4th Circuit Community Corrections
(Bibb, Dallas, Hale, Perry, and Wilcox County)
105 Lauderdale Street
Selma, AL 36701
334-877-1778

COMMUNITY CORRECTIONS COUNTIES



24- Programs in 31 Counties for FY 2005
1 - Not funded by ADOC

FACILITY INFORMATION

October 1, 2004 to September 30, 2005



Correctional Institutions
Work Release Centers
Community Work Centers

ALEXANDER CITY WORK RELEASE/COMMUNITY WORK CENTER



Warden: Steve Watson

Security Level: I

Authorized Staff: 30

Opened: 1974 for Male Inmates

Designed Capacity: 180

Operational Capacity: 320

Average Inmate Population: 250

Location:

US Highway 22 West
Alexander City, AL 35011

Mailing Address:

P. O. Drawer 160
Alexander City, AL 35011-0160

Telephone Number:

(256) 234-7533

The Alexander City Work Release (WR)/Community Work Center (CWC) opened in September 1974 with a designed capacity for 48 community custody inmates. The facility expanded in 1976 and the capacity increased to 64 inmates. The Department originally leased a site from Russell Mills Corporation in Alexander City until early 1993, when adjacent property was purchased from the University of Alabama. Construction of a new facility in June 1993 increased the designed capacity to 180 inmates. The facility's operational capacity increased to 220 when new beds were added in 1995. In 1996, a modular unit was opened increasing operational capacity to 260 (eventually becoming the Honor Dorm), and then a second modular unit was added bringing the total to 300 in 1997 (Substance Abuse Program (SAP) inmates/recent SAP graduates sleeping area). In 1999, an additional row of beds was added bringing ACCBF to its current operational capacity of 320.

The Center has an on-going Community Work Center that provides free inmate labor to the local and state government entities.

The Center has a full time Drug Treatment Counselor who coordinates an eight-(8) week Substance Abuse Program and Alcoholics Anonymous and Narcotics Anonymous classes to assist inmates whom are recovering from substance abuse problems.

A general library was established. The books that were donated were a great contribution.

Religious services are provided weekly by various denominational volunteers.

ATMORE COMMUNITY WORK CENTER



Warden: Sylvester Folks

Security Level: II

Authorized Staff: 27

Opened: 1976 for Male Inmates

Designed Capacity: 144

Operational Capacity: 250

Average Inmate Population: 223

Location/Mailing Address:

9947 State Highway 21 North
Atmore, Al 36503

Telephone Number:

(251) 368-9115

The Atmore Work Release/Community Work Center began within Fountain Correctional Facility during 1973 with 10 to 15 inmates who were employed in the local timber industry. In 1976, the program was moved into a mobile home complex at the current location. During June of 1989, the Center moved into a permanent structure. The structure had a designed capacity for 144 inmates and two double-bunked holding cells and a chapel. Subsequently, the operational capacity has increased to 250 inmates. In 2003, then Atmore added an After Care Program for Alcoholics Anonymous and Narcotics Anonymous.

The center is located on five acres about seven miles north of Atmore on State Highway 21; sitting about one mile off of the highway.

In December 2004, all Level I inmates (work release) were transferred to other Work Release Facilities, leaving only Level II inmates assigned to Atmore (approximately 125). Atmore Community Based Facility/ Atmore Community Work Center changed its name to Atmore Community Work Center. No personnel changes were made in this conversion.

A security perimeter fence was completed in March 2005.

BIBB CORRECTIONAL FACILITY



Warden: Cheryl Price

Security Level: IV

Authorized Staff: 245

Opened: 1998 for Male Inmates

Designed Capacity: 900

Operational Capacity: 1859

Average Daily Population: 1896

Location/Mailing Address:

565 Bibb Lane
Brent, AL 35034-4040

Telephone Number:

(205) 926-5252

A wide variety of programs are available to assist the inmates of Bibb Correctional Facility in their efforts for re-entry into society.

The cornerstone of Bibb's programs is a six-month Residential Substance Abuse Treatment (RSAT) program. This is an intensive substance abuse program designed to assist an inmate with chemical dependencies, acquire the necessary strategies for dealing with his problem. Following their graduation from the program, inmates are then placed into continuing aftercare. Aftercare demonstrates to the resident that continued sobriety rests on his own active participation in recovery strategies.

Recognizing that "Knowledge is Power", Bibb Correctional Facility offers to its inmates Adult Basic Education classes. The focus of this program is to equip the inmates with the necessary information to obtain a GED certificate. In addition to Adult Basic Education, Bibb Correctional Facility has Special Programs Services. Special Programs Services evaluates those inmates with special education needs. Utilizing this evaluation process, a specific educational program is tailored for the individual needs of an inmate.

Recognizing ADOC limited resources, Bibb Correctional Facility has partnered with local volunteers and support agencies in developing two additional programs, the Long Distance Dad program and the Faith Based Dormitory. The Long Distance Dad program recognizes the hardship placed upon the parental relationship by incarceration and seeks to provide classes with strategies designed to teach good parental skills and method of communication.

The Faith Based Dormitory is a structured housing unit where an inmate who has demonstrated, through his behavior and religious faith, a readiness to accept his situation and live in a spiritual environment. Inmates must conform to the ideas of good citizenship and compliance to institutional and society's rules.

In addition to the structured programs and dormitories, Bibb Correctional Facility offers several self-help workshops to build a positive self image in the inmates. These workshops deal with such things as anger management, positive self-images, and personal development.

It is the goal of Bibb Correctional Facility to provide to its inmates the tools necessary to become positive productive citizens.

BIRMINGHAM WORK RELEASE/COMMUNITY WORK CENTER



Warden: Warden Edward Ellington

Security Level: I

Authorized Staff: 25

Opened: 1973 for Male Inmates.
Since 1984 houses female inmates.

Designed Capacity: 150

Operational Capacity: 312

Average Inmate Population: 257

Location/Mailing Address:

1216 North 25th Street
Birmingham, Al 35234-3196

Telephone Number:

(205) 252-2994

Birmingham Work Release/Community Work Center opened in 1973 as a 45-male inmate work release unit housed in the old Birmingham City Jail. In 1975, the unit moved to 1216 North 25th Street and was designated the Birmingham Work Release Center with a capacity for 65 inmates.

On April 9, 1984 the female felony offenders housed at the Wetumpka Work Release were transferred to what became Birmingham Work Release for women.

In 1988 and 1989 a new dormitory building was constructed and the administrative offices were renovated. The construction allowed the operational capacity to increase to 312.

On December 16, 2003 the facility became Birmingham Work Release and Community Work Center. The capacity level changed from 312 to 252 community custody inmates and added a new capacity level of 60 minimum custody inmates. The total operational capacity remains 312.

On August 6, 2004 the facility capacity level changed from 252 to 242 community custody inmates and the capacity level changed from 60 to 70 minimum custody inmates. The total operational capacity remains 312.

The facility has an on-going Community Work Center that provides free inmate labor to local and state government entities.

Birmingham Work Release/Community Work Center offers Alcoholics Anonymous/Narcotics Anonymous meetings and Personal Development classes. Various denominational volunteers provide religious services. Aid to Inmate Mothers provides inmates Anger Management and Conflict Resolution, Parenting and Life Skills classes. The Roebuck Parkway Church provides Christians Against Substance Abuse (CASA). The Center has a full time Drug Treatment Counselor to facilitate a 10-week Relapse class and monitor active aftercare programs of recovery inmates.

BULLOCK CORRECTIONAL FACILITY



Warden: Arnold Holt

Security Level: IV

Authorized Staff: 220

Opened: 1987 for Male Inmates

Designed Capacity: 611

Operational Capacity: 1318

Average Inmate Population: 1310

Location Address:

US Highway 82 East
Union Springs, AL 36089

Mailing Address:

P.O. Box 5107
Union Springs, AL 36089-5107

Telephone Number:

(334) 738-5625

The Bullock Correctional Facility opened during April 1987, with a capacity for 611 inmates. The 100-acre facility is located on US Highway 82, 1.5 miles east of Union Springs. Bullock CF was constructed for \$11,216,000.00. The facility is a medium security level.

Bullock's primary mission is the provision of mental health services. Accordingly, the operational capacity was increased to 1,318 inmates housed in 23 dormitories and 20 single cells. The single cells are primarily used for inmates under mental health observation and secondarily for administrative and/or disciplinary segregation purposes. Programs and treatment protocols include Intermediate and Intensive Mental Health, substance abuse treatment, adult basic education programs, and daily religious programs.

Additionally, Bullock offers comprehensive medical health care that encompasses mental health, medical, and dental care, to include free-world specialty services.

The industrial operation was closed and is currently being renovated into a Mental Health complex, which would house approximately 200 additional inmates.

Bullock's Faith-Based Honor Dorm program began in October 1999 with an operational capacity for 74 inmates. Catholic, Muslim, and Protestant are the predominate religions represented. Each resident must enroll in one of the existing religious education programs and participate a minimum of six hours per week in class, and two hours of prayer. Dorm activities include six bible studies per week; three Qur'an (Koran) studies per week; two hours of seminars per week; and ten hours of teaching video time.

BULLOCK WORK RELEASE/COMMUNITY WORK CENTER



Warden: Sandra Giles

Security Level: I

Authorized Staff: 20

Opened: 1995 for Male Inmates

Designed Capacity: 180

Operational Capacity: 231

Average Inmate Population: 169

Location Address:

US Highway 82 East
Union Springs, AL 36089

Mailing Address:

P.O. Box 192
Union Springs, AL 36089-0192

Telephone Number:

(334) 738-5537

Bullock Work Release/Community Work Center began as an integral part of the Bullock Correctional Facility. During July 1995, the Center was relocated into four doublewide trailers (for inmate living quarters) outside the fenced perimeter. During February 1997, an additional trailer was added, increasing the operational capacity to 225 inmates. In April 1999, additional beds were added increasing the operational capacity to 231 inmates. Bullock CF provided catered meals and access to the law library.

During February 1997, a substance abuse program began with the staffing of two Drug Treatment Counselors to complement Narcotics Anonymous/Alcoholics Anonymous. In March 1997, Bullock WR/CWC became an independent organizational entity separate from the main facility's administration. This facility houses diabetic and pill dependent inmates.

Inmates received at Bullock WR/CWC are typically classified as minimum-custody status and assigned non-paying jobs at the Center for a period of observation. When a paying job is obtained within the community, the inmates are reclassified as community-custody status. Free-world employment opportunities around a three county area include poultry processing, dry cleaning, auto mechanics, sod farming, cabinet making and wood finishing, and column building and construction.

This facility has a full time volunteer Chaplain for church services.

CAMDEN WORK RELEASE/COMMUNITY WORK CENTER



Warden: Carter Davenport

Security Level: I

Authorized Staff: 20

Opened: 1976 for Male Inmates

Designed Capacity: 55

Operational Capacity: 182

Average Inmate Population: 109

Location/Mailing Address:

1780 Alabama Highway 221
Camden, AL 36726-9542

Telephone Number:

(334) 682-4287

Camden Work Release/Community Work Center was converted from an Alabama Highway Department Road Camp to a work release facility in March 1976 as a measure to alleviate overcrowding. The facility is located within the city limits of Camden on Alabama Highway 221. In 1976, Camden's designed capacity was 55. By 1985, the operational capacity had increased to 88. Today, the operational capacity at Camden Community Based Facility is 182.

Typically, inmates assigned to Camden Community Based Facility work predominantly in catfish processing and timber industries. In February 2004, Camden Community Work Center was established within the work release. These minimum custody inmates perform on-going community work service. Providing free inmate labor to: the City of Camden; the Wilcox County Board of Education; the Department of Corrections Basic Training Academy in Selma; the Alabama State Trooper Post in Selma; and the Alabama Department of Transportation in Camden and Grove Hill, Alabama.

CHILDERSBURG WORK RELEASE/CWC/BOOT CAMP



Warden: Glenn Newton

Security Level: I

Authorized Staff: 56

Opened: 1990 for Male Inmates

Designed Capacity: 327

Operational Capacity: 550

Average Daily Population: 477

Location Address:

13501 Plant Road
Childersburg, AL 35044

Mailing Address:

P. O. Box 368
Childersburg, AL 35044-0368

Telephone Number:

(256) 378-3821

The Childersburg facility is composed of three separate facilities, each with a separate mandate.

CHILDERSBURG WORK RELEASE CENTER became operational in July 1996 and has an operational capacity of 180 inmates. As a re-integrative program, the inmates work in free-world jobs during the day and return to the Center after work.

The facility employs 1 full time medical professional.

CHILDERSBURG COMMUNITY WORK CENTER is a community works service facility with an operational capacity of 250 inmates classified as minimum-out custody status. The inmates providing free labor are assigned to individual community squads and the squads are assigned to various state and local governmental agencies. The agencies accept responsibility for supervising the assigned squad and transportation to and from the Center.

CHILDERSBURG BOOT CAMP is an intensive 180-day program with dual emphasis on a military boot camp style regiment and personal improvement programs. These include strict discipline, rigorous exercise, Adult Basic Education with 1 full time teacher and 2 part time aides, substance abuse, special services (special education) with 2 employees, and life skills counseling. The facility has an operational capacity of 120 inmates per cycle. Boot camp participants are not processed through the Receiving & Classification at Kilby like typical state inmates entering the Department; rather, the participants are sentenced directly from the committing county to the program by court order and remain under judicial review. After successful completion of Boot Camp, the inmate is returned to the jurisdiction of the sentencing judge for final disposition of the sentence.

DECATUR WORK RELEASE/COMMUNITY WORK CENTER



Warden: Bettinna Carter

Security Level: I

Authorized Staff: 39

Opened: 1981 for Male Inmates

Designed Capacity: 128

Operational Capacity: 430

Average Inmate Population: 324

Location/ Mailing Address:

1401 Alabama Highway 20
Decatur, AL 35601

Telephone Number:

(256) 350-0876

Decatur Work Release/Community Work Center opened on May 31, 1981, with a designed capacity of 128 inmates. Currently the operational capacity is 430 inmates. The five-acre site is on Alabama Highway 20 and utilizes six of eleven buildings. Inmates are transported to jobs in Morgan, Limestone, and Madison Counties.

The facility has a Drug Treatment Counselor to assist recovering inmates with substance abuse aftercare, Relapse Therapy, Narcotics Anonymous and Alcoholics Anonymous programs. Also in place at the Decatur Facility are peer programs such as the Inmate Mentoring Program and the Faith Based Honor Dorm. Personal Development classes are offered to the entire population and the New Life Behavior Series of classes are taught to those residents of the Faith Based Honor Dorm.

DONALDSON CORRECTIONAL FACILITY



Warden: Kenneth Jones

Security Level: VI

Authorized Staff: 292

Opened: 1982 for Male Inmates

Designed Capacity: 1016

Operational Capacity: 1760

Average Daily Population: 1614

Location/Mailing Address:

100 Warrior Lane
Bessemer, AL 35023-7299

Telephone Number:
(205) 436-3681

William E. Donaldson Correctional Facility, officially opened in October 1982 as the West Jefferson Correctional Facility with a capacity of 700 minimum and medium custody inmates housed in dormitories, and 32 single cells. The facility was named in honor of a correctional officer assigned at West Jefferson who was killed in the line of duty. Subsequently, Donaldson was expanded to the current capacity, and has a 199-inmate segregation unit.

Donaldson was classified as a maximum-security institution in 1986 and specializes in controlling repeat and/or multiple violent offenders with lengthy sentences that are behaviorally difficult to manage. Donaldson currently houses a large contingency of inmates sentenced to life without parole. Donaldson has a death row unit with a capacity of 24 inmates. Currently Donaldson has an operational capacity of 1,760 inmates.

Donaldson has an extensive array of programs available to inmates. Donaldson offers an educational program that is coordinated through Lawson State Community College. Inmates that are not capable of performing at the basic skill level can receive tutoring through the Laubach Reading and Writing program that is coordinated by the Chaplain and civilian volunteers. Inmates can also take advantage of an Adult Basic Education program and receive their General Education Degree. In addition, Lawson State also offers vocational education opportunities to population inmates that have less than a life without parole sentence. Vocations offered are barbering, drafting, cabinetry, plumbing, electrical, and brick masonry.

Donaldson also offers a variety of treatment-oriented programs. In "E" & "F" Cellblock, a 6-month Residential Substance Abuse Treatment (RSAT) program was started in 1997 and provides approximately 133 inmates with active treatment, while another 133 inmates are involved in pre-treatment and/or aftercare. Donaldson was the creator of the first Faith Based Program, detailed below. Donaldson also offers numerous classes supervised by a staff psychologist, allowing inmates to learn how to cope with psychological problems. Classes available are Narcotics Anonymous, Alcohol Anonymous, Sexual Addict Anonymous, Values Clarification, Transactional Analysis, Anger Management, Emotional Awareness, Healthy use of Leisure Time, Self-Concept Enhancement, and Reality Therapy.

CONTINUED - DONALDSON CORRECTIONAL FACILITY

The Special Services Department at J.F. Ingram State Technical College has specially designed classroom instructions to meet the unique needs of incarcerated students who qualify for Special Education Services. It includes services for the students with any of the following disabilities that interfere with their ability to benefit from regular education: learning disabilities, mental retardation, disorders, and physical disabilities. Incarcerated individuals under the age of 21 who have previously received special education services in the public school system are identified and are reevaluated to determine continued eligibility.

Donaldson also operates a Mental Health Treatment Program. This program consists of a staff of approximately 26 Mental Health professionals, including Psychologists, Mental Health Professionals, Activity Technicians, Registered / Licensed Professional Nurses and Correctional Officers who are assigned for security in addition to being actively involved with inmate treatment. There are currently 127 mental health beds available for this program. There are inmates with serious mental illnesses that are in population and are treated as outpatients by the mental health staff.

The Faith-Based Honor Dorm is housed in "B" Dorm. This program has been the model for other facilities in establishing similar programs.

The idea for the Honor Community at Donaldson evolved around the need to have a living area that could be managed with minimal security while providing opportunities for inmates to achieve personal growth. In September 1997, Ben Sherrod, a free-world volunteer affiliated with Kairos Prison Ministries, and other volunteers from Briarwood Presbyterian Church and Prison Fellowship presented Warden Billy Mitchem with a proposal to establish an atmosphere within the prison that was conducive for spiritual and personal growth. Warden Mitchem gave final approval for the Honor Community in December 1997 and it was officially started in February 1998. The first year was mostly trial and error about what type of organizational structure would work best and what types of classes were most beneficial. Initially, there was varying degrees of opposition and skepticism from staff and inmates alike, but during the first year, a gradual consensus developed that the Honor Community successfully produced the desired goals.

Phase II, which began in April 1999, was distinguished by a greater level of teamwork between the ADOC, volunteer staff, and the inmates. Written standard operating procedures were implemented and since have proven to be effective in the administration of the Honor Community. Class curriculums were further defined, offering specific classes of development that are mandatory for each program participant. The Honor Community is not a program based upon privileges, but of opportunity and responsibility, which was emphasized by increasing the amount of hours per week that participants are required to work and by increasing the number of classes they must take.

Phase III will include more classes, more mentors, more evangelism and greater involvement by volunteers from the surrounding area and community.

DRAPER CORRECTIONAL FACILITY



Warden: James DeLoach

Security Level: IV

Authorized Staff: 216

Opened: 1939 for Male Inmates

Designed Capacity: 600

Operational Capacity: 1232

Average Inmate Population: 1231

Location Address:

2828 Alabama Highway 143
Elmore, AL 36025

Mailing Address:

P. O. Box 1107
Elmore, AL 36025

Telephone Number:

(334) 567-2221

Draper was constructed in 1939 with a designed capacity of 600 first-time male felony offenders, replacing the burned Speigner Reformatory. Named in honor of Warden Hamp Draper, the institution is located on Alabama Highway 143, approximately 12 miles west of Wetumpka in Elmore County on 3,560 acres of land. The current operational capacity of 1,232 is housed in seven dormitory-style cellblocks, architecturally designed in a telegraph pole configuration popular of that era. Draper also has a segregation unit with a capacity for 47-inmates. Draper is the oldest prison in the ADOC system.

Draper houses primarily young male first-time offenders in a Level IV security classification. Security is provided by perimeter towers, vehicular patrols, and a chain linked fence topped with razor ribbon.

Each inmate has an assigned job, which includes food service, sanitation, a large farming operation, a laundry, a furniture plant, and a vehicle garage. Draper Correctional Center also provides the opportunity for educational or vocational improvement. J.F. Ingram State Technical College and the Draper/Staton Trade School offer a wide variety of programs, which include a General Education Degree or Trade School vocation. Treatment Programs are also available to include stress management, anger reduction, sexual adjustment, substance abuse, violence interruption, self-concept enhancement, depression reduction, reality therapy, Residential Substance Abuse Treatment (RSAT), pre-release, and value clarification.

Established during fiscal year 1999, the Faith Based Honor Dorm was introduced to provide religious programming. The program uses two dormitories with an operational capacity for 236 inmates. The chaplain administers the program with the assistance and support of The Word of Life Christian Center. In addition to religious studies, residents attend classes on parenting, money management, and life skills. Prior to admission to the program, inmates must go through a screening process.

EASTERLING CORRECTIONAL FACILITY



Warden: Gwen Mosley

Security Level: IV

Authorized Staff: 203

Opened: 1990 for Male Inmates

Designed Capacity: 652

Operational Capacity: 1267

Average Inmate Population: 1266

Location/Mailing Address:

200 Wallace Drive
Clio, AL 36017-2615

Telephone Number:

(334) 397-4471

Easterling Correctional Facility became operational on March 3, 1990 with a designed capacity for 600 general population inmates and 52 segregation inmates. Easterling is comprised of 200 acres located approximately 2.5 miles southeast of Clio on Alabama Highway 10. The 30 acre fenced in campus-style complex was designed to house medium custody inmates. It was named in honor of Danny A. Easterling, long-time mayor of Clio, who was instrumental in securing the facility's location.

Easterling has a dorm dedicated for drug treatment of inmates who have a history of substance abuse. A staff of drug counselors manages approximately 170 inmates involved in the program, including pre-treatment, aftercare, and Alcoholics Anonymous and Narcotics Anonymous.

Vocational programs are offered through Wallace Community College and J. F. Ingram Technical College. Approximately 225 inmates participate in improving themselves through literacy or Adult Basic Education classes, or in trades such as drafting, industrial electricity, cabinet making, plumbing, or brick masonry.

In November 1998, Easterling was approved for and entered into a cooperative agreement with the National Institute of Corrections to become a Zero Tolerance Drug and Tobacco Free Prison, one of only four prisons in the nation to enter into the agreement. To accomplish this goal, Easterling had to acquire four drug detecting dogs (K-9), four dog handlers, one radio operator to monitor the telephones, one new Drug Treatment Counselor, and an Ion Scanner to help in the detection and interdiction of drugs entering the facility. Easterling's K-9 Drug Interdiction Unit continues to be an integral part of the ADOC and Area Drug Task Forces. They participated in searches resulting in several arrests and the confiscation of approximately 200 grams of Marijuana, 300 Marijuana plants, and 20 grams of Cocaine.

Easterling is the only tobacco-free major institution in the state system. Smoking cessation classes are available for staff and inmates.

Easterling has a Faith Based Honor Dorm that houses 124 inmates. Education, both religious and secular, is high priority in this dorm. Freeworld volunteers who are essential to the success of the dorm give their time to teach classes and provide moral and spiritual guidance to the inmates. Easterling also operates an Honor Dorm that houses 114 inmates. Inmates in this dorm are involved in non-faith based self-help groups and various personal development classes.

All inmates are encouraged to participate in the various programs offered at Easterling and a prolonged mission to reach and maintain full staffing is ongoing.

ELBA WORK RELEASE/COMMUNITY WORK CENTER



Warden: Lillie Watson-Foster

Security Level: I

Authorized Staff: 22

Opened: 1976 for Male Inmates

Designed Capacity: 55

Operational Capacity: 250

Average Inmate Population: 164

Location Address:

1 Boswell Street
Elba, AL 36323-0361

Mailing Address:

P. O. Box 710
Elba, AL 36323-0361

Telephone Number:

(334) 897-5738

Elba was converted in June 1976 from a State Highway Department Road Camp into a Work Release Center/Community Work Center with a capacity for 55 inmates. Since then, the Center's operational capacity has expanded to house 250 inmates with seven dormitories (six population dorms and one faith-based honor dorm), areas for recreation, food service, and administration, a renovated officer control center, increased inmate showering, and a secure holding cell. During fiscal year 2005 a dining room, chapel, and visitation yard were renovated.

Elba has various self-help/improvement and treatment programs to include Adult Basic Education classes, Alcoholics Anonymous, and Narcotics Anonymous group sessions.

The Center maintains a high degree of employment with jobs in car dealerships, poultry processing plants, and builders of composite type columns. The inmates also provide free labor for on going community work projects with local cities, townships, and National Guard Units, Department of Transportation and county road maintenance.

ELMORE CORRECTIONAL FACILITY



Warden: Willie Thomas

Security Level: II

Authorized Staff: 120

Opened: 1981 for Male Inmates

Designed Capacity: 600

Operational Capacity: 1196

Average Inmate Population: 1172

Location Address:

3520 Marion Spillway Road
Elmore, AL 36025

Mailing Address:

P. O. Box 8
Elmore, AL 36025

Telephone Number:

(334) 567-1460

Elmore Correctional Center, originally named Staton Annex, originated in 1981 as a temporary institution that used pre-fabricated modular units as dormitories and a permanently constructed dining hall. The facility is located just north of Montgomery in Elmore County, and is adjacent to Draper and Staton. During July 1991, the three dormitories were constructed for permanency and the operational capacity increased to 350 inmates per dorm. Additionally, a new kitchen was added to the dining hall and the old kitchen renovated into an administrative area.

Elmore has a visiting area, a law library, a substance abuse treatment area, and a chapel. The inmates have opportunity to participate in numerous religious, recreational, educational and self-help programs.

Elmore operates a regional laundry service for the nearby facilities. During fiscal year 2005 an \$18,000 washing-machine was purchased that increased productivity by 10%. All work was completed with inmate labor.

In addition, it is the recycling headquarters for the department and also composts for the other local facilities. The recycling operation expanded in 1999. Inmates classified as minimum-in custody are required to work on the institution's property under the supervision of department employees. Inmates classified as minimum-out custody may work off the property under free-world supervision. The majority of inmates work in the institution or on the large acreage near the prison complex to include the Central Warehouse, Draper Garage (ACI), Farm Office (ACI), Recycling, Regional Laundry, Highway Squads (Correctional Officer supervised), Engineering Division, Canine Unit, and JF Ingram Trade Schools at the main campus at Frank Lee Youth Center and Staton-Draper School.

The Faith-Based Honor Dorm was established in May 1998. It has the operational capacity of 196 inmates and stays full. A waiting list for entry is maintained. The criterion for entry is a clear record for the previous year. Inmates are allowed some extra privileges and have four "family night" events per year. An Oversight Committee consisting of the Chaplain, the Classification Specialist Supervisor, and the Captain appoint 8 interns every 6 months. These interns resolve minor conflicts within the Honor Dorm. Disciplinary actions in the Honor Dorm are much lower than in the other dorms.

FARQUHAR STATE CATTLE RANCH



Warden: George Free

Security Level: II

Authorized Staff: 16

Opened: 1940 for Male Inmates

Designed Capacity: 85

Operational Capacity: 110

Average Inmate Population: 102

Location/Mailing Address:

1132 County Road 73
Greensboro, AL 36744-9313

Telephone Number:

(334) 624-3383

The Farquhar State Cattle Ranch was purchased in 1940 to supply the ADOC with beef. Located in Hale County, the 4,610-acre Ranch is approximately eight miles east of Greensboro, and extends from Alabama Highway 69 to the Black Warrior River. The Ranch was named in honor of Charles Farquhar, who was killed in the line of duty, and whose efforts culminated the ranch into an efficient working prison farm. The Ranch maintains minimum and trusty custody inmates, which when not working on the Ranch, provide free labor to community work projects for local county, city, and other government agencies

The Ranch's primary operations are cattle and catfish production. A herd of about 625 mature cattle are kept on 1,800 acres of grazing pastures. The adult herd is culled annually of nonproductive cows, which are sold at competitive bid at a stockyard. The calves are weaned and also sold through an open auction. The Ranch keeps about 300 acres for hay production, as well as having some timberland.

The catfish production is a commercial operation with 35 ponds on 400 acres. Of the ponds, 15 are production ponds, 4 are used primarily for brood ponds, and 16 ponds for fingerlings. A hatchery produces the fingerlings, which are used for restocking the production ponds after the fish are sold. Any surplus fingerlings are sold through open bid to local catfish farmers.

In addition to the revenues generated from the cattle and catfish operations, further revenues are generated from the sale of quail, pecans, horses, and goats.

The Ranch has a full time Drug Treatment Counselor who coordinates an eight-(8) week substance abuse program and Alcoholics Anonymous and Narcotics Anonymous classes to assist inmates whom are recovering from substance abuse problems.

Religious services are provided weekly by various denominational volunteers.

FOUNTAIN CORRECTIONAL FACILITY (including J O Davis CF)



Warden: Jerry Ferrell

Security Level: Fountain – IV
J O Davis – II

Authorized Staff: 167

Opened: 1955 for Male Inmates

Designed Capacity: 1032

Operational Capacity: 1613

Average Inmate Population: 1603

Location Address:

9677 Alabama Highway 21 North
Atmore, AL 36503

Mailing Address:

Fountain 3800
Atmore, AL 36503-3800

Telephone Number:

(251) 368-8122

G.K. FOUNTAIN CORRECTIONAL FACILITY was officially opened in 1928 and was known as Atmore Prison. At that time the prison operated the Moffett Prison Farm on much of the farm acreage that remains ADOC property. In 1949 the main prison burned and was reopened in 1955 with a designed capacity of 632 medium custody inmates. In 1968 Atmore Prison was renamed G.K. Fountain Correctional Facility in honor of Green Kelly Fountain who was the first Warden assigned to Atmore Prison.

Today the prison is located on approximately 7,000 acres of farm, pasture and timberland approximately seven miles north of Atmore, Alabama, adjacent to Alabama Highway 21. The prison houses 1,213 medium and minimum custody inmates. This number includes adult and male felony offenders. The housing units consist of eight open-bay dorms with 1,149 double bunked beds and 64 single cell units.

Fountain Correctional Facility utilizes inmate labor to maintain and operate a beef cattle operation, agricultural operations, a vegetable garden, a central laundry, and a fleet service garage.

Inmates have opportunities for educational and vocational training through the Jefferson Davis Community College. The college provides adult basic education classes and vocational classes such as: brick masonry, barbering, cabinet making, small engine repair, automotive repair, welding, auto body repair, quality food preparation, and computer technology. Program completion ranges are between 12 and 18 months. Two hundred and fifty inmates may attend the programs each quarter. The goal is to have inmates employable upon their release.

A 10 bed medical infirmary with twenty-four hour health care is available for inmates. The unit also provides medical and dental support for local work release facilities.

The facility is responsible for the employee and inmate drug-testing program at Fountain/J.O. Davis, Holman CF, Atmore WR/CWC and Camden WR/CWC. This facility also has an eight week substance abuse program.

G.K. Fountain Correctional Facility is the home of the Canine Units for the Southern Region. That unit normally responds to more than fifty (50) requests from other law enforcement agencies during the year. The unit is on call twenty-four hours a day, seven days a week. The unit's duties range from apprehending inmates on escape and fleeing felons to rescuing or searching for missing persons.

CONTINUED - FOUNTAIN CORRECTIONAL FACILITY

G.K. Fountain Correctional Facility has a Faith Based Honor Dorm program. The program began with 77 inmates and has grown to 344 inmates. The program provides classes and tutoring in life skills, parenting, budgeting, and other personal development classes. The program is a rigid program that promotes personal, spiritual, and religious growth among its participants. The program has been successful in that inmate participants are seldom cited for violating prison rules.

The **J.O. DAVIS CORRECTIONAL FACILITY**, located approximately 350 yards west of G.K. Fountain Correctional Facility, is a level II, minimum security facility that functions as a dorm of G.K. Fountain Correctional Facility. The unit was built in 1973 and housed 250 inmates. Formerly the Trusty Barracks, it was renamed in honor of a former Fountain Warden. The facility burned in 1995, was refurbished, and reopened in 1995 with an operational capacity of 400. The 400 adult, male felony offenders are housed in 4 open-bay dorms with all beds double bunked.

The inmates assigned to J.O. Davis Correctional Facility provide community service work crews for various city, county and state agencies. The J.O. Davis work crew unit provides 200 inmates for community service on a daily basis. Another 130 inmates are assigned on-property jobs.

The J.O. Davis Unit has an eight-week Substance Abuse Treatment Program for inmates who are court ordered or who need and request substance abuse treatment.

FRANK LEE YOUTH CENTER



Warden: John Cummins

Security Level: II

Authorized Staff: 48

Opened: 1964 for Male Inmates

Designed Capacity: 104

Operational Capacity: 288

Average Daily Population: 276

Location Address:

5305 Ingram Road
Deatsville, AL 36022

Mailing Address:

P. O. Box 220410
Deatsville, AL 36022

Telephone Number:

(334) 290-3200

Frank Lee Youth Center became operational on June 1964 with a designed capacity for 104 first time male offenders, twenty-one or younger, with a sentence of less than ten years. The facility was named in honor of A. Frank Lee, a previous prison commissioner. In 1975, two additional dormitories were built increasing the capacity to 200 inmates. Today the facility has four dormitories, administrative area, ancillary service areas, and houses an operational capacity of 288 adult, minimum custody offenders. The Center architecturally resembles a school rather than a prison, and uses frequent and irregular head counts for security rather than fences, bars and towers.

The Center is immediately adjacent to the J. F. Ingram State Community College, which has in attendance about 220 inmates from nearby Staton, Draper, and Elmore. Frank Lee Youth Center provides security staff for these attendees while at J. F. Ingram State Community College, and also provides their noon meals.

Frank Lee Youth Center's inmate population is divided into two sub-categories: permanent party and pre-work release inmates.

Inmates assigned to permanent party are low risk inmates and have never committed a sex offense. Typically assigned to the Center on a long-term basis, the permanent party inmates attend trade school for vocational training, or General Education Degree classes, participate in substance abuse programs, work on community squads for state, county and city agencies or are utilized for institutional jobs at Frank Lee Youth Center.

In contrast, pre-work release inmates are assigned to the facility on a short-term basis, having been classified for work release and are awaiting placement to work release institutions.

Frank Lee Youth Center's motto is: "Through teamwork comes Success".

HAMILTON AGED & INFIRMED (A&I)



Warden: Freddie Butler

Security Level: IV

Authorized Staff: 43

Opened: 1981 for Male Inmates

Designed Capacity: 123

Operational Capacity: 300

Average Inmate Population: 292

Location/Mailing Address:

223 Sasser Drive
Hamilton, AL 35570-1568

Telephone Number:

(205) 921-7453

On May 10, 1981, the aged and infirmed inmates from Kilby Correctional Facility were moved to Hamilton into a refurbished facility purchased from the Alabama Mental Health Department. At the same time, the Hamilton Work Release Center located nearby in a previous road camp facility was closed. This established the Hamilton Aged and Infirm Center (HAIC), which combined the two sub-populations groups into one facility. However, in August 1985, additional space was needed for an increasing aged and/or infirmed sub-population, and the work release element relocated back into the previous Work Release Center.

HAIC has approximately five acres within a security fence, and houses minimum and medium custody inmates that are aged and/or infirmed. The medium custody Hamilton A&I inmates are housed in such a manner as to provide adequate security along with the necessary medical services needed by each individual. A staff of minimum custody inmates provides facility upkeep and community work service.

During fiscal year 1999 an additional forty-two beds were added, to increase the facility operational capacity to 300 inmates. Hamilton A&I is a geriatric facility for the elderly and medically disabled inmates within the ADOC.

During 2005 a new chapel was built to provide religious services.

HAMILTON WORK RELEASE/COMMUNITY WORK CENTER



Warden: Jimmy Patrick

Security Level: I

Authorized Staff: 23

Opened: 1976 for Male Inmates

Designed Capacity: 116

Operational Capacity: 260

Average Inmate Population: 142

Location/Mailing Address:

1826 Bexar Avenue East
Hamilton, AL 35570-1628

Telephone Number:

(205) 921-9308

Hamilton WR/CWC opened on July 29, 1976, using the State Highway Department's Road Camp facilities, with a designed capacity for 55 inmates. In 1981, the work release inmates relocated and combined with the aged and/or infirmed inmates relocating from Kilby to form the Hamilton Aged and Infirmed Center. In 1985, the work release element relocated back into the previous facilities and has gradually expanded to the current capacity with the addition of modular dormitories.

The Center serves a diverse job market with inmates employed in the mobile home industry, furniture industry, storm window/door industry, as well as common labor jobs such as saw mills.

Hamilton WR/CWC has a variety of activities offered to the inmates. Many different religious denominations have programs and General Education Degree classes take place weekly.

HOLMAN CORRECTIONAL FACILITY



Warden: Grantt Culliver

Security Level: V

Authorized Staff: 214

Opened: 1969 for Male Inmates

Designed Capacity: 640

Operational Capacity: 998

Average Inmate Population: 996

Location Address:

866 Ross Road
Atmore, AL 36503

Mailing Address:

Holman 3700
Atmore, AL 36503-3700

Telephone Number:

(251) 368-8173

Holman Correctional Facility opened during December 1969, with a designed capacity for 520 medium custody inmates, which also included a cellblock for 20 death row inmates. It was constructed for \$5,000,000 during Governor Lurleen Wallace and Commissioner James T. Hagen's administration. Named in honor of a former Warden, William C. Holman, it is located in southwest Escambia County, nine miles north of Atmore off of Alabama Highway 21.

A major addition was completed in the summer of 2000 to add 200 single cells to the segregation unit. This addition was required to keep up with the increasing number of inmates on Death Row that had grown to more than 150.

Holman currently houses maximum through minimum custody inmates to include a large contingency of life without parole inmates. The death chamber is located at Holman where all executions are conducted. In the fall of 2002, the execution chamber was remodeled to provide for the conversion to lethal injection as a method of execution.

There are many programs offered to inmates at Holman to help prepare them for a return to society. Trade school classes are offered for barbering, brick masonry, upholstery, and adult basic education classes. There are also two major correctional industries within the facility's perimeter, a tag plant and metal fabrication plant.

Mental Health and spiritually based programs can also be vital to an inmate's adjustment for possible release and Holman offers many programs such as Anger Management, Alcoholics/Narcotics Anonymous, Personal Development, Substance Abuse Intervention, Long Distance Dads, and Depression Workshop.

CONTINUED - HOLMAN CORRECTIONAL FACILITY

The Honor Dorm at Holman Unit is now functioning in a 174-bed dormitory that has housed the honor dorm since December 2002; the faith based honor dorm, however has been operating since October 8, 1999. Holman's faith based honor dorm is founded upon restorative justice philosophical principles in all of its goals, curriculum, and strategy for lifestyle programming. There are four general areas through which the strategy for lifestyle programming is applied: lectures of exposure and participants' interaction; an academic setting for cognitive skills to be developed; an environment that is conducive for and supports the need for change; and opportunities to implement that which is taught for a communal reorientation to life. All of these produce a desire to live a productive life with charitable life goals.

The dorm's educational classes have been divided into two categories: community educational classes and academic educational classes. All classes, to some degree, teach restorative justice principles. Restorative justice insists an accountability that requires personal change in areas of one's cultural habits, one's worldview, and one's lifestyle. Holman's Faith Based Restorative Justice is making progress with these objectives one person at a time through the context of a different community in the society of the incarcerated.

KILBY CORRECTIONAL FACILITY



Warden: Terrance McDonnell

Security Level: V

Authorized Staff: 229

Opened: 1969 for male inmates

Designed Capacity: 440

Operational Capacity: 1417

Average Inmate Population: 1338

Location Address:

12201 Wares Ferry Road
Montgomery, AL 36117

Mailing Address:

P.O. Box 150
Mt. Meigs, AL 36057

Telephone Number:

(334) 215-6600

Kilby Correctional Facility was established during December 1969 with a designed capacity of 440 inmates as the Mt. Meigs Medical and Diagnostic Center. Located in the Mt. Meigs community, the facility is located on 154 acres just outside the city limits of Montgomery and replaced another prison of the same name and similar function. Designed to be the receiving center for all male inmates, it had dormitories, 100 two-man cells, and a hospital unit. The facility was later renamed in honor of Thomas E. Kilby, who was governor when his namesake, the old Kilby Prison, was constructed during 1923.

Kilby is a maximum-security prison because all inmates, those with known or unknown criminal histories, are received into the Department for further evaluation, classification, and assignment to other correctional facilities within the system. Perimeter security is achieved with a double fence of 18-foot tall chain link, mesh-topped with razor wire, and overlooked by five towers. In addition to the Receiving and Classification Center, Kilby also furnishes the Hospital Services including medical and mental health treatment. The medical facilities provides comprehensive health care to include dental services, mental health care; and medical treatment which includes free world specialty care, and all related support services.

Inmate programs offered by Kilby include anger management, Narcotics/Alcoholics Anonymous, a chapter of the Volunteers in Corrections, sex offenders therapy, General Education Degree/Adult Basic Education classes, 12-Step alcohol/drug counseling, chaplain services, and individual and group therapy offered as part of an on-going mental health program.

During 2000, an Inmate Faith-Based Honor Dorm comprised of 124 inmates and a Substance Abuse Program (SAP) involving 30 inmates per eight-week program was created at Kilby CF. Various classes were conducted to instill within the inmates that they must have faith in themselves that they can change before it will happen. SAP is an eight-week program designed to eliminate alcohol and drugs in the lives of the inmates.

Kilby also maintains a canine unit, which is used to assist local law enforcement agencies in tracking and apprehending escapees, suspects of crimes and missing persons. On-site employee training programs are conducted at Kilby for local ADOC institutional security and support personnel within the Montgomery area.

CONTINUED - KILBY CORRECTIONAL FACILITY

Kilby's Faith-Based Honor Dormitory inmates are expected to show exemplary conduct in all areas of their daily life. The following classes and sessions were offered: Moral Development, Anger Replacement, Finding a Job, Life Skills, Keeping the Family Alive while Serving a Prison Sentence, Biblical Economics, Prayer, Leadership Principles, Video Classes, Motivational Sessions, Relapse Prevention, and Reality Therapy. In addition a Basic English and pre- General Education Degree classes were offered.

The eligible Dorm inmates engaged in two family fellowships during the year. The family fellowship is evenings when families are allowed special visits with Honor Dorm inmates, and as such, are powerful motivation incentives to encourage inmates to follow the tenets of the Faith Dorm. Many participants of the Faith-Based Honor Dorm have been recognized for their leadership and contributions in making the dorm a desirable place for inmates assigned at Kilby.

Bradley Settlement Agreement: Kilby's reception mental health screening and evaluation process has achieved compliance with the Bradley Agreement. Services for outpatient inmates have also achieved compliance with the Bradley Agreement. Kilby's Stabilization Unit is providing acceptable services, compliance in this area will require transition of the program to the new Bullock unit once it is operational. Specialized Mental Health Training is continually offered to all ADOC employees and mental health staff working at Kilby. The training is required for any officer who works in the single cell & mental health areas.

LIMESTONE CORRECTIONAL FACILITY



Warden: Billy Mitchem

Security Level: IV

Authorized Staff: 298

Opened: 1984 for male inmates

Designed Capacity: 874

Operational Capacity: 2086

Average Inmate Population: 2028

Location/Mailing Address:

28779 Nick Davis Road
Harvest, AL 35749-7009

Telephone Number:

(256) 233-4600

Limestone Correctional Facility opened during October of 1984. The facility has approximately 1,157 acres of farmland, of which approximately 90 acres are used within the facility. Utilizing dormitory like buildings, Limestone has operational capacity for 2,086 inmates, which also includes HIV/AIDS inmates who have been segregated into their own dormitories since 1985. The HIV/AIDS unit was expanded by 58 beds in 2005 to accommodate the growing population. The facility is located in north Alabama approximately ten miles west of Huntsville, and approximately ten miles east of Athens.

The facility maintains several programs that offer inmates the opportunity to learn a trade and further their education, which allows them to better function in society upon their release. There is a six-month Residential Substance Abuse Treatment (RSAT) program with classes offered to the general population, segregation population and the HIV population. Calhoun Community College conducts on-site educational services that include Adult Basic Education, upholstery, auto body, auto mechanics, computer-aided drafting, welding, horticulture and construction.

Limestone Correctional Facility began a Faith Based Honor Dorm Program in August of 1999. Currently this program has 498 inmates assigned. This Program gives the inmate a structured and well-disciplined environment, which makes the facility as a whole, safer.

There are five minimum custody squads that provide outside assistance to the local governments and the Alabama Department of Transportation. The squads' free labor saves the local governments thousands of dollars annually.

LOXLEY WORK RELEASE/COMMUNITY WORK CENTER



Warden: James Reynolds

Security Level: I

Authorized Staff: 39

Opened: 1990 for male inmates

Designed Capacity: 295

Operational Capacity: 562

Average Inmate Population: 400

Location Address:

14880 County Road 64
Loxley, AL 36551

Mailing Address:

P.O. Box 1030
Loxley, AL 36551-1030

Telephone Number:

(251) 964-5044

LOXLEY WORK RELEASE CENTER (WR) opened during November 1995 as an adjunct to the Community Work Center. Occupying a new building, the WR center had an operational capacity of 144 community custody inmates to coincide with the existing building's operational capacity of 160 minimum custody inmates. During March 1996, two modular units were added to increase the work release's operational capacity to 404 inmates. It was during this time, the CWC decreased its capacity to 75 inmates. The Work Release Center maintains a high degree of employment and provides various free-world employment opportunities in the county including furniture production, restaurants, construction, mechanics, and carpentry. From Oct 04 thru September 05 Loxley WR inmate's gross salaries continued to be the highest among all WR facilities.

A new minimum camp was completed in January 1999 but was not opened for occupancy until October 2000. This building had a capacity of 132 inmates, increasing the overall Loxley complex operational capacity to 536 inmates. After the closing of East Thomas Work Release in 12/00, Loxley's total operational capacity increased to 562 inmates. 462 being work release and 100 in the minimum camp. The inmate population at Loxley CWC has been reduced as a result of paroles/EOS/eligibility requirement. In December 2004 Loxley absorbed 50% of the WR inmates from Atmore CWC, as it was turned into a community work center only.

The Center has a full time Drug Treatment Counselor to facilitate relapse classes and monitors active aftercare programs. Loxley WR/CWC offers a variety of activities to the inmates including Aftercare Alcoholics/Narcotics Anonymous and various religious activities through a volunteer Chaplain. Loxley WR/CWC also offers Adult Basic Education program that is conducted by inmate volunteers and the General Education Degree testing is administered on site by a local college.

The volunteer chaplain along with many other volunteers completed the renovation of the chapel at Loxley. All items were donated at no cost to the State.

LOXLEY COMMUNITY WORK CENTER (CWC) opened in October 1990 with a designed capacity of 124 minimum custody inmates. The original staff included 9 security officers and 6 support personnel. Subsequently to that time, the capacity was decreased to 75 inmates, permitting an increase to the work release center's capacity. The primary mission of the CWC is to house low risk/minimum custody inmates. The inmates provide free labor/community service and are assigned to various state, county, and local governmental agencies. The agencies accept responsibility for supervising the assigned squads and transportation to and from the Center. At present time there are 18 different squads.

MOBILE WORK RELEASE/COMMUNITY WORK CENTER



Warden: Derrick J. Carter

Security Level: I

Authorized Staff: 25

Opened: 1978 for male inmates

Designed Capacity: 150

Operational Capacity: 254

Average Inmate Population: 124

Location Address:

2423 North Beltline Highway
Pritchard, AL 36610

Mailing Address:

P. O. Box 13150
Eight Mile, AL 36663-0150

Telephone Number:

(251) 452-0098

Mobile Work Release/Community Work Center opened on May 15, 1978 with a designed capacity of 55 community custody inmates. The property, located at 2423 North Beltline Highway in Mobile, was leased until 1988, when it was purchased by the Department. Subsequently, the operational capacity has increased significantly to accommodate both community and minimum custody inmates. The minimum custody inmates provide free labor for community work projects.

During 1995, the Center was the recipient of a federal grant funding an Aftercare/Relapse Program for drug/alcohol offenders. Approximately 100% of the inmates at Mobile are drug/alcohol abusers and participate in Narcotics and Alcoholics Anonymous substance abuse programs and they are monitored by two full time counselors. To be a part of this program, each inmate assigned to Mobile WR/CWC must actively participate in our continuing care and aftercare program. The inmates must attend these classes whether it is before or after their regular working hours. Here they are provided with the necessary tools to not only obtain employment, but also maintain a healthy lifestyle while remaining drug and alcohol free. Inmates assigned to Mobile who complete their twelve month aftercare recovery are solicited to speak at various youth programs for at-risk youths who may otherwise become incarcerated themselves.

Currently, Mobile WR/CWC has an operational capacity of 254 inmates, which include 30 available beds to accommodate security level II inmates. With the newly assigned security level II beds, Mobile has incurred a change in mission. Mobile is also a Community Work Center and provides free inmate labor to the city, county, state and other local municipalities. In December 2004, Atmore Work Release Center closed and as a result, approximately 50 inmates were received to Mobile's population.

Additionally, the Aftercare program has an all volunteer GED program. The program is supported by the Bishop State Community College and supplies various resources. Volunteers report to the facility weekly to tutor participants to prepare them for obtaining their GED certificates.

MONTGOMERY COMMUNITY WORK CENTER



Warden: Leeposey Daniels

Security Level: I

Authorized Staff: 35

Opened: 1976 for male inmates

Designed Capacity: 192

Operational Capacity: 326

Average Daily Population: 319

Location Address:

12085 Wares Ferry Road
Montgomery, AL 36117

Mailing Address:

P.O. Box 75
Mt. Meigs, AL 36057

Telephone Number:

(334) 215-0756

On January 24, 2004, Montgomery Work Release began transferring work release inmates to Bullock, Alex City, and Atmore facilities in preparation for transition to a Level II, minimum out institution.

All work release inmate transfers were completed on January 26, 2004 without incident. On January 28, 2004, Montgomery Community Work Center (MCWC) received the first minimum out inmates.

On January 30 & January 31, 2004, we completed the transfer of minimum out inmates from Elmore Correctional Facility to MCWC. MCWC total inmate capacity is 326 inmates.

During the month of March, the installation of the perimeter security fencing was completed along with the establishment and operation of the Inmate Custody Control Systems Office and the Inmate Scan Check In/Out System. On March 03, 2004, our Substance Abuse Program (SAP), Aftercare and Chronic Care programs commenced. MCWC SAP Graduation took place on September 23, 2005.

May 2004, the installation of the electric locks and the construction of the Central Control Building were completed and operating successfully.

On July 13, 2005, members of the Montgomery County District Attorney's office toured the Montgomery Community Work Center.

MCWC currently manages and organizes inmate work squads. The average monthly inmate work squad checked out is about 299 inmates to thirty-three (33) agencies. The average total monthly hours are 39,960 hours at \$5.15 per hour for an average monthly total of \$205,794.00 being saved by these agencies.

RED EAGLE HONOR FARM



Warden: Charles Hadley

Security Level: II

Authorized Staff: 32

Opened: 1972 for male inmates

Designed Capacity: 104

Operational Capacity: 308

Average Inmate Population: 217

Location/Mailing Address:

1290 Red Eagle Road
Montgomery, AL 36110

Telephone Number:

(334) 242-2510

In 1893, the ADOC purchased the Williams Plantation property and used it as a farming operation in support of other prisons. Previously known as Number Four Camp and Number Four Spot, the low lying farmland is located three miles north of Montgomery, and consists of 2,385 acres of land bordered on three sides by the Tallapoosa River. During the ADOC's road camp era, the facility was used to house county misdemeanants. After the old Kilby Prison was closed on January 21, 1970, Number Four Camp was also closed. However, during June 1972, Number Four Honor Camp was reopened to expand the newly developed work release program's capacity. Initially, the work release inmates were housed in barracks converted from old chicken houses. It was these inmates that were transferred to Montgomery Work Release Center. In 1976, and continuing to 1983, the facility was renovated by constructing two dormitories, which created a operational capacity of 264 minimum custody inmates.

Red Eagle is an Indian name given to William Weatherford, a noted leader of the Creek Indians. The facility's property contains numerous archeological artifacts from an early Creek meeting ground. In 1976, the Chief and Council of the Creek Indian Nation gave approval to the ADOC to use Red Eagle's name for the facility.

Red Eagle Honor Farm is primarily a cattle and agricultural operation. Additionally, Red Eagle provides inmates on a daily basis to the State Troopers, Alabama Air National Guard Units, Alabama Department of Transportation, Forestry Commission, Garrett Coliseum, Alcohol Beverage Control Board, and other municipalities, state, and federal agencies. Red Eagle provides skilled inmate labor to the Alabama Correctional Industries. These crews construct or remodel buildings for the various state, county, and city agencies.

Red Eagle provides opportunities for assigned inmates to take Adult Basic Education Prep classes once a week, enabling them to complete the GED and receive certification.

Red Eagle has an active religious program. A volunteer chaplain is assigned to oversee the various services, and to provide daily counseling. Ministers from different faiths also conduct services, on a regular basis.

Red Eagle has a volunteer who coordinates Alcoholics and Narcotics Anonymous classes once per week to assist inmates whom are recovering from substance abuse problems.

ST. CLAIR CORRECTIONAL FACILITY



Warden: Ralph Hooks

Security Level: IV

Authorized Staff: 293

Opened: 1983 for male inmates

Designed Capacity: 984

Operational Capacity: 1514

Average Inmate Population: 1514

Location/Mailing Address:

1000 St. Clair Road
Springville, AL 35146-9790

Telephone Number:

(205) 467-6111

St. Clair Correctional Facility opened on June 2, 1983 with an operational capacity of 1050 maximum and below custody inmates. The facility is located on 600 acres with 62 acres fenced in 1996 with the ADOC's first lethal perimeter security. St. Clair maintains approximately 500 life without parole inmates.

The Alabama Correctional Industries operates a vehicle restoration, furniture restoration, modular office furniture, mattress/pillow plant and a chemical plant inside the St. Clair Correctional Facility. The facility provides on-site classroom settings for academic/vocational educational programs through Gadsden State Community College with emphasis on adult literacy. Gadsden State Community College also offers welding, furniture refinishing, electricity and masonry. St. Clair also provides a total care medical infirmary with complete dental care, dialysis, a cancer unit, emergency room and diagnostic services through a private medical contractor. As of March 2001, Mental Health Management (MHM) Services has conducted a mental health program at the St. Clair Correctional Facility. The inmates qualifying for this service are assigned a treatment coordinator and receive individual counseling.

Currently, Word of Life Christian Center, Clearbranch United Methodist Church, Pleasant Mount Baptist Church, the Roebuck Parkway Church of Christ, School of Christ Ministries and the Sunni Muslim Community of Birmingham sponsor classes in the Faith Dorm.

The Faith Dorm currently consists of 180 beds. Since its inception on October 1, 1999, the Faith-Based Honor Dorm at the St. Clair Correctional Facility has done well. The Faith Based Dorm provides a faith-based environment where life skills, job skill and communication skills are taught. There is a system of mentoring led by free-world volunteers. This program provides an opportunity for inmates who want to make a change in their lives. It gives them an environment in which inmates can find encouragement and the support needed to face and solve problems. Every inmate of the Faith Based Dorm works an internal job for a minimum of four hours a week in one of five areas as well as their institutional job.

STATON CORRECTIONAL FACILITY



Warden: Leon Forniss

Security Level: IV

Authorized Staff: 153

Opened: 1978 for male inmates

Designed Capacity: 508

Operational Capacity: 1376

Average Inmate Population: 1374

Location Address:

2690 Marion Spillway Road
Elmore, AL 36025

Mailing Address:

P. O. Box 56
Elmore, AL 36025

Telephone Number:

(334) 567-2221

In 1977, construction of a new Draper Correctional Center began. On June 25, 1978, the new facility was named Thomas F. Staton Correctional Center in honor of Thomas F Staton, a previous Chairman of the Board of Corrections. The institution is located on Alabama Highway 143, approximately 12 Miles West of Wetumpka in Elmore County. The medium security prison opened with a designed capacity of 440 inmates.

In July 1981, a new trailer unit was added with four identical bays, each with a capacity of 25 inmates. In October 1981, a new Annex was opened approximately one mile from the Staton main compound. It consisted of five identical modular units, each with a capacity of 100 inmates. The Annex was a medium security facility with the Warden at Staton supervising both facilities. In October 1986, Staton Annex was designed as a separate facility and was appointed a Warden. The facility was named Elmore Correctional Facility.

Staton provides emergency medical care and an observational unit for nearby Draper, Elmore, and Frank Lee. Additionally, Staton offers educational/vocational courses for Adult Basic Education, college classes, a literacy program, auto body and heavy equipment repair, upholstery, welding, horticulture, barbering, and commercial food service. Staton also has a law library, a regular library, staff psychologist for counseling, and a substance abuse treatment program.

The Faith Based Dorm program began October 1, 1999. The objective is to provide the inmates with the tools they need to become productive citizens when they re-enter society and provide a quieter and cleaner living environment while in prison. The Faith Based Dorm was established to provide an environment managed by minimal security and an opportunity for inmates to achieve spiritual and personal goals. Inmates are encouraged to face their problems, and find solutions and support needed to solve their problems through spiritual principles and concepts. The program provides life teaching skills as well as communication skills, which is based on opportunity and responsibility, not privileges. Incentives are given to the inmates as a reward for their efforts. Positions are assigned to residents for establishing a chain of command in managing activities of the dorm. The Faith Based Dorm has been a positive addition to Staton Correctional Facility. It has been an excellent security management tool in reducing the amount of security needed for the dorm, and has made the dorm officer's job more effective.

TUTWILER PRISION FOR WOMEN



Warden: Gladys Deese

Security Level: V

Authorized Staff: 153

Opened: 1942 for female inmates

Designed Capacity: 549

Operational Capacity: 950

Average Inmate Population: 943

Location/Mailing Address:

8966 US Highway 231 North
Wetumpka, AL 36092

Telephone Number:

(334) 567-4369

The current Julia Tutwiler Prison for Women (PFW) was completed in December 1942, at a cost of \$350,000 and had a designed capacity for 400 female inmates. The new Tutwiler Prison replaced an older Tutwiler Prison for Women, which had previously been the state's first prison, the Wetumpka Prison. The Wetumpka Prison had gradually been converted to house female inmates and had been renamed in honor of the "Angel of the Stockades", Julia S. Tutwiler, a noted Alabama educator and crusader for inmate education, classification, and improvement of prison conditions.

The prison's 400-bed capacity had never been fully utilized until the 1980's when the female population growth surpassed the available bed space. In addition to being the main prison for females, Tutwiler is also the receiving and classification unit for all in-coming female inmates. Tutwiler also has a death row, maximum-security segregation and isolation units, a medical infirmary, a pregnancy unit, HIV positive unit, and a unit for the aged and/or infirmed, in addition to nine dormitories for general population use. Tutwiler houses all levels of custody, however the special needs bed capacity cannot be used for general purposes and must be reserved only for those special needs. Tutwiler also has programmed space for a general-purpose assembly/auditorium, a chapel, substance-abuse treatment, and administrative ancillary services.

The prison also has industrial programs to include an IBM plant wherein inmates' complete generic data entry for various state agencies, and an inmate-clothing factory that manufactures uniforms for the Department and county jails. There is also a trade school, which offers numerous programs. Some of the self-improvement courses offered are domestic violence, anger and stress management, reality self-concept enhancement, peer counseling trainers for survivor of sexual abuse, grief groups, healthy relationships, and parenting groups.

Experiencing an increased female inmate population, Tutwiler has not kept pace with its designed function of being a reception center for females entering the prison system, and for maintaining an on-hand population of varying security requirements. Tutwiler has also outgrown its geographic location. The topography is such that expansion external to the perimeter is prohibitive, and space within the perimeter has been fully exploited. Further, the sewage treatment lagoons cannot be expanded to accommodate additional inmates, which are increasing faster than males. Tutwiler has become landlocked. This issue of overcrowding brought forward a lawsuit that required Tutwiler to keep to a count of 700 in the institution and 250 in the Tutwiler Annex. The ADOC contracted with Louisiana Correctional Services to house our excess amount of female inmates.

VENTRESS CORRECTIONAL FACILITY



Warden: J.C. Giles

Security Level: IV

Authorized Staff: 203

Opened: 1990 for male inmates

Designed Capacity: 650

Operational Capacity: 1650

Average Daily Population: 1647

Location Address:

Alabama Highway 239 North
Clayton, AL 36016

Mailing Address:

P.O. Box 767
Clayton, AL 36016-0767

Telephone Number:

(334) 775-3331

Ventress Correctional Facility was opened in August of 1990 with a primary mission to provide alcohol and drug treatment to the Department's growing inmate population. It was named in honor of Edward C. Ventress, a long time mayor of Clayton, who was instrumental in getting the prison located in Clayton. Ventress was designed on the campus style model and was dedicated for drug treatment. Inmates are in one of the three on-going eight week treatment programs: a 15-week program for inmates with dual disorders, a six-month program funded by a grant created by the Omnibus Crime Bill Act (This is currently known as the Residential Substance Abuse Treatment Program (RSAT)), and a 12-month (minimum) Therapeutic Community.

During fiscal year 2005 a total of 1,008 inmates graduated from the Substance Abuse Programs

Spring of 2003, the gymnasium was converted into a dorm to house additional 200 inmates to help in reducing the overflow of the county jails.

Ventress offers vocation educational programs, which are provided by the nearby Wallace Community College. J.F. Ingram offers an academic program. In addition, Ventress provides community services to localized city, county and state agencies.

Ventress also offers comprehensive medical health care that encompasses mental health, medical and dental care, to include free-world specialty services.

Ventress' Faith-Based Honor Dorm program began in 2003 with an operational capacity of 200 inmates. Protestant, Catholic and Muslims are the predominate religions.

Alabama Correctional Industries

Mission Statement

The mission and goals of Alabama Correctional Industries are:

- To provide meaningful work and vocational training programs for inmates confined within the Alabama Department of Corrections;
- To assist all state departments, institutions, and political sub-divisions within the state in securing goods and services to the extent that the Industries program is able to supply them;
- To produce such goods and provide such services effectively and efficiently as possible so that the proceeds from their sale may be utilized to expand and improve the total operation of the Industries program.

Overview

The Alabama Correctional Industries (ACI) is a subdivision of the Alabama Department of Corrections. It operates 11 manufacturing operations, 4 service enterprises, 5 farms, 3 fleet maintenance facilities and a central warehouse and distribution facility. It employs 127 “free-world” staff and approximately 1,350 inmates. Inmates are paid wages ranging from \$0.15 to \$0.25 per hour. ACI operates out of a revolving fund and receives no direct appropriations from the state general fund. Revenues are generated from the sale of manufactured goods, farm products, and the provision of inmate services. ACI operations generate approximately \$17 million in revenue on an annual basis.

Authority

Alabama Correctional Industries (ACI) was created under the authority of the “Prison-made Goods Act” passed in 1976 (Acts 1976, No. 286, p. 319). The act established the Industries program and the authority to procure all necessary raw materials for the production of products, commodities, and services. By law, interstate commerce of inmate-made goods in Alabama is prohibited, and such goods can only be marketed to governmental entities and political subdivisions within the state that are funded by tax revenues. Surplus farm products and certain services are exempt from this restriction. The Prison-made Goods Act includes a mandatory use clause that requires state agencies to purchase ACI products when the purchase of such products is deemed necessary.

Current Industry Operations

Corrugated Box – Ventress C.F	Const./ Remodeling – Montgomery	Mattresses & Reupholstery – St. Clair CF
Std. Furniture – Bibb Co. C.F.	Data Entry Services – Tutwiler CF	Metal Fabrication – Holman CF
Ergonomic Seating – Ventress CF	Moving Services - Montgomery	Modular Office Furniture – St. Clair CF
Janitorial Chemicals – St Clair CF	Custom Furniture – Draper C.F.	Paint – Easterling C.F.
Institutional Clothing – Tutwiler CF	Furniture Restoration – St. Clair CF	Printing Plant – Kilby CF
License Plates – Holman CF		

New Industry Operations being Developed

Lead –based Paint Abatement
Engraving/Embroidery/ Screen Printing Plant
Tilapia Fish Production Plant

FY05 Statistics

Agricultural Operations

- Cultivated Acres – 10,179 (Beef cattle, stocker consignment grazing, catfish, contracted vegetables (mainly tomatoes & peas), timber, hay, quail, corn, wheat, & soybeans)
- Pounds Harvested – 15, 865,762

Industry Operations

- Units Produced 69,009,940 (Current Industry Operations)
- Direct Sales (Industries Goods & Services): \$6,892,050

Alabama Department of Corrections Training Programs

The purpose of the Training division “is to establish, develop, and implement training programs that meet the requirements of the Alabama Peace Officers’ Standards and Training Commission (APOSTC) and provide for the professional development of all Alabama Department of Corrections (ADOC) personnel.”

Training Division Overview

On May 1, 1984 the Alabama Corrections Academy received certification as a Training Academy. The division is responsible for the (ADOC) recruitment and also develops programs for city and county jail staff training tailored to their job description.

Training is centrally managed and executed through regionally located training facilities and staff. The Training Division which is headquartered in Selma also serves as the Training Academy for correctional officers. The Training Academy consists of three buildings, including two former Air Force dormitories and one auditorium. The auditorium has a seating capacity of 150 and is used for classroom instruction. The living quarters can house about 180 residents.

The Academy’s “Basic Training” curriculum includes an in-resident, APOSTC accredited program with 480 instruction hours over a 12 week period. The Training Academy has 12 staff of APOSTC certified instructors.

FY05 Training Statistics

ADOC Training

- 217 Basic Training Graduates.
- 25 Lateral Entry/Refresher graduates for re-hired correctional officers.
- 2,500 correctional staff received 40 hours of training to meet APOSTC requirements.
- 1,000 support staff received 8 hours of training for professional development.

Non-ADOC Training

- Provided 80 hours of instruction for the Jail Management Program for municipal/county jail staff.

Regional Training Site Locations

Donaldson Regional Training Center
POC: Lt. Bernard McCord
205-436-3681

Kilby Regional Training Center
POC: Lt. Vicky Lewis
334-215-6713 or 334-215-6612

Atmore Regional Training Center
POC Lt. Michael Jackson
251-368-7871

Limestone Regional Training Center
POC: Lt. Donna Wise
256-233-8543

Ventress Regional Training Center
POC: Lt. Clifford Jordan
334-775-3331

Draper Regional Training Center
POC: Lt Jerry Chavis
Elmore, AL 36025

Bibb County Regional Training Center
POC: Lt. Eric Teske
205-926-5252, ext 273

St. Clair Regional Training Center
POC: Lt. Karen Carden
205-467-6111, ext 288

East Thomas Residential Training Annex
POC: Charles Blevins
205-251-1798

Alabama Corrections Academy
POC: Cpt. Jeff Boutwell
334-872-6228

FACTS AND FIGURES

October 1, 2004 to September 30, 2005

- *Trend Summaries*.....page 52
- *Statement of Inmate Maintenance Costs*.....page 53
- *On Hand and Received Inmates - Offense Types*.....page 54
- *On Hand Inmates-Criminal Offenses by Ethnogender Basis*.....page 55
- *On Hand Inmates-Criminal Offenses Average Sentence and Average Time Served*..... page 56
- *On Hand Inmates-Sentence Lengths by Ethnogender Basis*..... page 57
- *On Hand Inmates-Committing County by Ethnogender Basis*.....page 58
- *On Hand and Received Inmates-Marital Status by Ethnogender Basis*.....page 59
- *On Hand Inmates-Educational Levels by Ethnogender Basis (self-reported)*.....page 60
- *On Hand Inmates-Ages by Ethnogender Basis*.....page 61
- *Received Inmates-Criminal Offenses by Ethnogender Basis*.....page 62
- *Received Inmates-Sentence Length by Ethnogender Basis*.....page 63
- *Received Inmates-Age by Ethnogender Basis*.....page 64
- *Released Inmates-Type Of Release by Crimnal Offenses*.....page 65
- *Released Inmates-Type Of Release by Sentence Length*.....page 66
- *Released Inmates-Criminal Offenses Average Sentence and Average Time Served*.....page 67
- *Received Habitual Offenders-Ages by Ethnogender Basis*.....page 68
- *Work Squad Summary*.....page 69
- *Community Corrections Summary*.....page 70
- *Major Facilities Operations Summary*.....page 71
- *Work Release / Work Center / Boot Camp Operations Summary*.....page 72

**Alabama Department of Corrections
FY2005 Annual Report**

Trend Summaries

As of end of each FY

	FY 95	FY 96	FY 97	FY 98	FY 99	FY2000	FY2001	FY2002	FY2003	FY2004	FY2005
General Fund for Operations	\$150,507,328	\$155,079,935	\$156,343,284	\$184,124,223	\$184,124,223	\$205,358,849	\$223,062,372	\$231,372,255	\$265,770,202	\$296,298,586	\$293,703,044
Daily Maintenance Cost	\$25.10	\$23.58	\$24.37	\$25.26	\$23.40	\$25.47	\$26.42	\$26.07	\$27.92	\$32.96	\$35.67
Total Population	20,248	21,476	22,243	22,670	24,733	25,873	26,729	27,656	27,727	26,473	27,687
Designed Capacity ¹	--	--	--	--	--	--	12,406	12,459	12,387	12,388	12,444
Average In-House Capacity	--	--	19,916	20,562	21,903	22,004	23,407	24,268	25,260	25,260	25,206
Average In-House Daily Population	17,796	19,537	19,647	19,968	21,585	22,087	24,017	24,030	23,699	23,680	23,814
Occupancy Rate % ²	97.0%	97.9%	98.7%	89.0%	95.8%	100.4%	102.6%	99.0%	93.8%	93.7%	94.5%
Overcrowding Index ³	--	--	--	--	--	--	193.59%	192.9%	191.3%	191.2%	191.4%
Average Age of Inmates	33	33	34	34	34	35	35	35	35	36	36
Average Length of Sentence (in months)	178.50	178.20	179.70	181.00	180.00	180.30	181.30	182.00	182.00	179	180
Inmates Received from Court	6,214	6,971	6,039	7,606	8,498	8,296	8,154	10,127	10,444	10,048	10,678
Average Age of Inmates	29	30	30	30	31	31	32	32	32	33	34
Median Age	28	28	28	28	29	30	30	31	31	37	33
Average Length of Sentence (in months)	78.67	82.20	94.00	80.00	83.00	78.40	72.20	80.13	86.13	86.07	92.58
Inmates Released	7,004	7,967	7,033	8,378	8,417	8,390	8,806	9,960	10,853	11,739	10,479
EOS	4,768	3,220	2,859	2,738	3,084	3,389	6,927	3,610	3,870	3,320	3,460
Parole/Parole Reinstatement	1,986	1,977	2,030	2,849	1,796	1,827	1,541	2,364	2,834	3,891	2,447
Act 754	1,670	1,917	2,210	2,377	2,592	2,756	338	3,325	3,527	3,613	4,085
Average Length of Sentence (in months)	84.20	90.15	80.17	86.89	80.00	--	--	82.00	85.00	97	83
Average Length of Stay (in months)	40.08	42.32	35.24	36.97	33.60	--	--	29.00	32.00	35	35
Habitual Offender Act Inmates:											
Total HOA Population	5,973	6,295	6,484	6,603	7,116	7,467	7,928	8,252	8,212	7,689	8,417
Inmates Received	1,507	1,732	1,754	--	--	1,917	1,953	2,027	2,101	2,116	2,187
Average Age	33	33	33	--	--	--	--	--	--	--	--
Total Sentence	243.33	235.80	219.33	--	--	--	--	--	--	--	--

1-Original architectural design plus renovations

2-Occupancy rate is the result of average monthly population divided by current beds

3-Overcrowding index is the result of average monthly population divided by designed capacity

**Alabama Department of Corrections
FY2005 Annual Report**

**Statement Of Inmate Maintenance Costs
October 1, 2004 thru September 30, 2005**

Major Institutions	Personnel Costs	Travel	Leases/ Repairs/ Maint.	Utilities/ Comm.	Prof Svcs/ Supplies/ Operation Expenses	Transp Equip Opers	Grants and Benefits	Technical Admin Support	Total Maint. Costs	FY 2005 Average Inmate Pop	FY 2005 Average Cost Per Inmate
Bibb County Correctional Facility	9,716,360	1,518	191,755	1,063,759	7,814,281	49,886	8,226	2,387,574	21,233,359	1,895	11,205
Bullock Correctional Facility	8,816,135	237	60,402	981,565	5,476,379	27,984	7,256	1,650,513	17,020,471	1,310	12,993
Donaldson Correctional Facility	15,359,468	12,130	123,497	1,158,124	6,772,693	30,356	23,488	2,033,533	25,513,289	1,614	15,807
Draper Correctional Facility	9,078,174	(120)	54,824	495,751	5,075,410	26,243	5,185	1,550,978	16,286,445	1,231	13,230
Easterling Correctional Facility	8,884,034	6,145	59,810	615,987	5,267,373	53,446	6,374	1,595,076	16,488,245	1,266	13,024
Elmore Correctional Facility	5,834,748	1,381	68,332	559,257	4,788,087	44,857	9,359	1,476,642	12,782,663	1,172	10,907
Fountain Correctional Facility	9,204,900	(30)	185,959	667,298	6,649,551	58,947	9,308	2,019,674	18,795,607	1,603	11,725
Frank Lee Youth Center	2,225,247	(30)	33,704	173,005	1,133,562	8,643	2,539	347,742	3,924,412	276	14,219
Hamilton Aged & Infirmid	2,258,056	3,181	41,215	160,343	1,315,461	10,001	1,576	367,901	4,157,734	292	14,239
Holman Prison	9,783,598	(23)	108,819	609,348	4,196,721	29,994	908	1,254,894	15,984,259	996	16,048
Kilby Correctional Facility	10,968,282	255	119,368	988,536	5,980,551	35,109	8,059	1,685,791	19,785,951	1,338	14,788
Limestone Correctional Facility	14,756,288		236,558	972,049	8,622,050	94,560	8,964	2,555,145	27,245,614	2,028	13,435
Red Eagle Honor Farm	1,736,935	(38)	26,195	151,050	964,130	17,485	2,510	273,406	3,171,673	217	14,616
St Clair Correctional Facility	15,959,088	15,979	124,593	729,256	6,582,950	92,829	2,411	1,907,539	25,414,645	1,514	16,786
Farquhar State Cattle Ranch	530,057	750	9,319	74,489	434,669	7,180	766	128,513	1,185,743	102	11,625
Staton Correctional Facility	8,073,428	25	54,540	683,953	5,544,485	24,370	7,049	1,731,149	16,118,999	1,374	11,731
Tutwiler Correctional Facility	8,803,453	15,402	183,554	597,260	4,038,211	27,526	5,467	1,188,117	14,858,990	943	15,757
Ventress Correctional Facility	10,342,428		47,407	746,400	6,548,496	43,022	10,608	2,075,111	19,813,472	1,647	12,030
Major Institutions Total	152,330,679	56,763	1,729,851	11,427,430	87,205,060	682,438	120,053	26,229,297	279,781,571	20,818	13,439
Work Release/Work Centers											
Alex City WR/CWC	1,243,835	991	14,411	105,795	480,907	141,188	977	314,983	2,303,087	250	9,212
Atmore WR/CWC	1,179,629	(15)	20,212	116,341	502,734	28,246	3,019	280,965	2,131,131	223	9,557
Birmingham WR/CWC	1,290,040		16,744	161,289	487,568	163,082	599	323,803	2,443,125	257	9,506
Bullock WR/CWC	802,888		8,242	63,612	252,360	102,155	465	212,929	1,442,651	169	8,536
Camden WR/CWC	901,487		17,900	64,239	233,706	68,881	592	137,333	1,424,138	109	13,065
Childersburg WR/CWC/Boot Camp	2,513,416	1,491	36,441	211,246	991,291	135,738	2,151	600,988	4,492,762	477	9,419
Decatur WR/CWC	1,660,539	1,599	18,652	166,345	639,293	99,695	1,193	408,218	2,995,534	324	9,245
Elba WR/CWC	1,143,487	(8)	25,309	96,802	335,207	65,159	1,226	206,629	1,873,811	164	11,426
Hamilton WR/CWC	1,029,516	273	7,738	64,604	289,772	59,608	513	178,911	1,630,935	142	11,485
Loxley WR/CWC	1,827,808	298	10,381	185,825	733,022	224,181	1,104	503,973	3,486,592	400	8,716
Mobile WR/CWC	1,053,941	506	10,729	99,723	267,189	108,783	813	156,232	1,697,916	124	13,693
Montgomery WR/CWC	2,118,116	(8)	5,615	88,674	1,245,829	6,314	1,868	284,745	3,751,153	226	16,598
Work Release/Work Centers Total	16,764,702	5,127	192,374	1,424,495	6,458,878	1,203,030	14,520	3,609,710	29,672,836	2,865	10,357
Private Out-of-State Facilities											
Louisiana Correctional Services					2,345,310				2,345,310	267	8,784
Private Out-of-State Total					2,345,310				2,345,310	267	8,784
Department Grand Total	169,095,381	61,890	1,922,225	12,851,925	96,009,248	1,885,468	134,573	29,839,007	311,799,717	23,950	13,019

WR= Work Release, CWC= Community Work Center
SIR inmates and costs were included in the WR figures. Average number of SIR inmates for FY 2005 is 8.

**Alabama Department of Corrections
FY2005 Annual Report**

On Hand & Received Inmates -- Offense Types

October 1st, 2004 thru September 30th, 2005

OFFENSE	RECEIVED	ON-HAND
ROBBERY I	440	3,502
MURDER	148	3,141
POSS CONTROL SUBSTANCE	1,915	2,419
BURGLARY III	782	1,440
DIST CONTROL SUBSTANCE	712	1,355
THEFT OF PROPERTY II	587	988
RAPE I	62	940
THEFT OF PROPERTY I	438	903
ROBBERY III	207	767
FELONY DUI	617	719
MANSLAUGHTER	111	706
BURGLARY I	116	685
CRIM POSS FORGED INSTR II	436	634
SODOMY I	52	541
POSS MARIJUANA I	421	540
ATTEMPTED MURDER	200	524
ROBBERY II	116	501
RECV STOLEN PROPERTY II	262	499
ASSAULT II	216	476
ASSAULT I	95	433
SEXUAL ABUSE I	107	423
YOUTHFUL OFFENDER ACT	504	402
UNLAW BREAKING AND ENTERING VEHICLE	203	341
RECV STOLEN PROPERTY I	172	337
BURGLARY II	109	308
RAPE II	73	251
MURDER I	6	243
FORGERY II	136	214
MANU CTRL SUBSTANCE	129	163
ESCAPE II	61	139
ESCAPE I	27	133
ESCAPE III	86	132
KIDNAPPING I	9	126
TRAF COCAINE 28 - 500 GRAM	42	122
TRAF METHAMPHETAMINES	32	106
DISCHARGE GUN OCC BLDG/VEH	42	105
TRAF CANNABIS 2.2 - 100 LBS	40	104
YOUTHFUL OFFENDER ACT	78	98
ILL POSS/FRAUD USE-CREDIT CARD	70	95
ROBBERY	4	86
SODOMY II	18	85
ATT TO COMMIT CONT SUB/INVOLVE B FEL	57	84
KIDNAPPING II	5	71
RAPE	1	65
CRIMINAL MISCHIEF I	34	63
FRAUD USE/REPRES CREDIT CARD	47	61
ARSON I	7	60
CHILD ABUSE	30	60
PROM PRISON CNTRBND II	36	60
ARSON II	23	57
ATTEMPTED RAPE I	8	56
DOMESTIC VIOLENCE II	31	53
OBSTRCT OF JUSTICE-FALSE IDENTITY	51	51
OFFENSES-OTHER CLASS C FLNY	10	50
OTHER OFFENSES	457	1,170
Totals	10,678	27,687

Alabama Department of Corrections
FY2005 Annual Report
On Hand Inmates -- Criminal Offenses by Ethnogender Basis
October 1st, 2004 thru September 30th, 2005

OFFENSE	American Indian		Asian		African American		Unknown		White		Totals
	Male	Female	Male	Female	Male	Female	Male	Female	Male	Female	
ROBBERY I	1	0	1	0	2,844	57	3	0	573	23	3,502
MURDER	0	1	0	0	1,955	101	8	0	950	126	3,141
POSS CONTROL SUBSTANCE	0	0	0	0	1,252	77	2	0	892	196	2,419
BURGLARY III	0	0	0	0	730	14	2	0	648	46	1,440
DIST CONTROL SUBSTANCE	0	0	0	0	1,057	67	0	0	188	43	1,355
THEFT OF PROPERTY II	0	0	0	0	428	74	1	0	415	70	988
RAPE I	0	0	0	0	556	0	4	0	376	4	940
THEFT OF PROPERTY I	0	0	0	0	375	28	3	0	423	74	903
ROBBERY III	0	0	0	0	545	19	1	0	189	13	767
FELONY DUI	0	0	0	0	162	3	2	0	524	28	719
MANSLAUGHTER	0	0	0	0	399	43	4	0	227	33	706
BURGLARY I	0	0	0	0	420	7	0	0	249	9	685
CRIM POSS FORGED INSTR II	0	0	0	0	246	60	1	0	234	93	634
SODOMY I	0	0	0	0	149	1	0	0	383	8	541
POSS MARIJUANA I	0	0	0	0	315	8	0	0	200	17	540
MANU CTRL SUBSTANCE	0	0	0	0	219	9	0	0	272	24	524
ROBBERY II	0	0	1	0	376	15	0	0	94	15	501
RECV STOLEN PROPERTY II	0	0	1	0	262	6	0	0	219	11	499
ASSAULT II	0	0	0	0	303	30	0	0	135	8	476
ASSAULT I	0	0	0	0	307	15	0	0	105	6	433
SEXUAL ABUSE I	0	0	0	0	142	0	1	0	275	5	423
YOUTHFUL OFFENDER ACT	0	0	0	0	203	16	1	0	153	29	402
UNLAW BREAKING AND ENTERING VEHICLE	0	0	0	0	197	1	1	0	135	7	341
RECV STOLEN PROPERTY I	0	0	0	0	187	4	0	0	139	7	337
BURGLARY II	0	0	0	0	171	8	1	0	122	6	308
RAPE II	0	0	0	0	130	1	0	0	114	6	251
MURDER I	0	0	1	0	139	2	0	0	99	2	243
FORGERY II	0	0	0	0	52	17	0	0	89	56	214
MANU CTRL SUBSTANCE	0	0	0	0	0	0	0	0	139	24	163
ESCAPE II	1	0	0	0	52	3	0	0	78	5	139
ESCAPE I	0	0	0	0	64	0	0	0	59	10	133
ESCAPE III	0	0	0	0	57	3	0	0	66	6	132
KIDNAPPING I	0	0	0	0	71	1	1	0	52	1	126
TRAF COCAINE 28 - 500 GRAM	0	0	0	0	97	6	0	0	18	1	122
TRAF METHAMPHETAMINES	0	0	0	0	4	0	1	0	85	16	106
DISCHARGE GUN OCC BLDG/VEH	0	0	0	0	84	1	0	0	19	1	105
TRAF CANNABIS 2.2 - 100 LBS	0	0	0	0	56	2	1	0	43	2	104
YOUTHFUL OFFENDER ACT	0	0	0	0	70	4	0	0	23	1	98
ILL POSS/FRAUD USE-CREDIT CARD	0	0	0	0	28	9	0	0	43	15	95
ROBBERY	0	0	0	0	58	0	0	0	28	0	86
SODOMY II	0	0	0	0	20	0	0	0	64	1	85
ATT TO COMMIT CONT SUB/INVOLVE B FEL	0	0	0	0	14	3	0	1	46	20	84
KIDNAPPING II	0	0	0	0	40	2	0	0	29	0	71
RAPE	0	0	0	0	48	0	0	0	17	0	65
CRIMINAL MISCHIEF I	0	0	0	0	26	1	0	0	35	1	63
FRAUD USE/REPRES CREDIT CARD	0	0	0	0	17	9	0	0	22	13	61
ARSON I	0	0	0	0	29	5	0	0	24	2	60
CHILD ABUSE	0	0	0	0	18	9	1	0	25	7	60
PROM PRISON CNTRBND II	0	0	0	0	30	1	0	0	27	2	60
ARSON II	0	0	0	0	19	1	0	0	32	5	57
ATTEMPTED RAPE I	0	0	0	0	39	0	1	0	16	0	56
DOMESTIC VIOLENCE II	0	0	0	0	31	2	0	0	19	1	53
OBSTRCT OF JUSTICE-FALSE IDENTITY	0	0	0	0	28	3	0	0	17	3	51
OFFENSES-OTHER CLASS C FLNY	0	0	0	0	26	3	0	0	20	1	50
OTHER OFFENSES	0	0	0	0	489	25	4	0	583	69	1,170
TOTALS	2	1	4	0	15,636	776	44	1	10,051	1,172	27,687

**Alabama Department of Corrections
FY2005 Annual Report**

On Hand Inmates -- Criminal Offenses Average Sentence & Average Time Served
October 1st, 2004 thru September 30th, 2005

Offense	Total Incarcerated	Average Sentence Length (in months)	Average Time Served (in Months)	Average Time Served (in Years)
ROBBERY I	3,502	243	88	7.3
MURDER	3,141	312	128	10.7
POSS CONTROL SUBSTANCE	2,419	97	22	1.8
BURGLARY III	1,440	155	48	4.0
DIST CONTROL SUBSTANCE	1,355	162	39	3.3
THEFT OF PROPERTY II	988	146	45	3.8
RAPE I	940	360	116	9.7
THEFT OF PROPERTY I	903	133	36	3.0
ROBBERY III	767	191	67	5.6
FELONY DUI	719	61	14	1.2
MANSLAUGHTER	706	216	80	6.7
BURGLARY I	685	216	82	6.8
CRIM POSS FORGED INSTR II	634	114	29	2.4
SODOMY I	541	304	94	7.8
POSS MARIJUANA I	540	97	21	1.8
MANU CTRL SUBSTANCE	524	177	37	3.1
ROBBERY II	501	183	65	5.4
RECV STOLEN PROPERTY II	499	155	46	3.8
ASSAULT II	476	147	40	3.3
ASSAULT I	433	200	66	5.5
SEXUAL ABUSE I	423	231	55	4.6
YOUTHFUL OFFENDER ACT	402	49	17	1.4
UNLAW BREAKING AND ENTERING VEHICLE	341	131	34	2.8
RECV STOLEN PROPERTY I	337	128	31	2.6
BURGLARY II	308	226	64	5.3
RAPE II	251	185	47	3.9
MURDER I	243	401	236	19.7
FORGERY II	214	122	29	2.4
MANU CTRL SUBSTANCE	163	103	15	1.3
ESCAPE II	139	221	67	5.6
ESCAPE I	133	204	79	6.6
ESCAPE III	132	147	42	3.5
KIDNAPPING I	126	309	126	10.5
TRAF COCAINE 28 - 500 GRAM	122	108	22	1.8
TRAF METHAMPHETAMINES	106	99	23	1.9
DISCHARGE GUN OCC BLDG/VEH	105	132	30	2.5
TRAF CANNABIS 2.2 - 100 LBS	104	101	25	2.1
YOUTHFUL OFFENDER ACT	98	37	18	1.5
ILL POSS/FRAUD USE-CREDIT CARD	95	121	25	2.1
ROBBERY	86	782	300	25.0
SODOMY II	85	232	61	5.1
ATT TO COMMIT CONT SUB/INVOLVE B FEL	84	100	29	2.4
KIDNAPPING II	71	321	139	11.6
RAPE	65	817	313	26.1
CRIMINAL MISCHIEF I	63	114	35	2.9
FRAUD USE/REPRES CREDIT CARD	61	137	37	3.1
ARSON I	60	225	85	7.1
CHILD ABUSE	60	158	39	3.3
PROM PRISON CNTRBND II	60	138	35	2.9
ARSON II	57	174	46	3.8
ATTEMPTED RAPE I	56	218	73	6.1
DOMESTIC VIOLENCE II	53	104	21	1.8
OBSTRCT OF JUSTICE-FALSE IDENTITY	51	83	13	1.1
OFFENSES-OTHER CLASS C FLNY	50	139	60	5.0
OTHER OFFENSES	1,170	209	66	5.5
TOTALS	27,687	180	57	4.75

Alabama Department of Corrections

FY2005 Annual Report

On Hand Inmates -- Sentence Lengths by Ethnogender Basis

October 1st, 2004 thru September 30th, 2005

Length of Sentence	American Indian		Asian		African American		Unknown		White		Totals	%
	Male	Female	Male	Female	Male	Female	Male	Female	Male	Female		
ZERO TO 6 MONTHS	0	0	0	0	16	4	0	0	20	2	42	0.15%
6 MONTHS TO 1 YEAR	0	0	0	0	72	16	1	0	80	17	186	0.67%
1 YEAR	0	0	0	0	187	18	1	0	235	50	491	1.77%
1 YEAR AND 1 DAY	0	0	0	0	56	8	0	0	77	16	157	0.57%
1 YR. & 1 DAY TO 2 YRS	0	0	0	0	225	17	0	1	216	56	515	1.86%
2 YEARS	0	0	0	0	523	59	1	0	432	88	1,103	3.98%
2 YRS & 1 DAY TO 3 YRS	0	0	0	0	45	6	0	0	54	5	110	0.40%
3 YEARS	0	0	0	0	1,343	105	3	0	983	159	2,593	9.37%
3 YRS & 1 DAY TO 4 YRS	0	0	0	0	39	1	0	0	26	3	69	0.25%
4 YEARS	0	0	0	0	305	21	1	0	278	54	659	2.38%
4 YRS & 1 DAY TO 5 YRS	0	0	0	0	20	1	0	0	9	2	32	0.12%
5 YEARS	0	1	0	0	861	52	3	0	685	111	1,713	6.19%
5 YRS & 1 DAY TO 10 YRS	0	0	0	0	299	22	2	0	362	55	740	2.67%
10 YEARS	0	0	1	0	1,097	74	5	0	1,064	123	2,364	8.54%
10 YRS & 1 DAY TO 15 YRS	0	0	0	0	231	9	1	0	150	28	419	1.51%
15 YEARS	0	0	1	0	1,647	114	6	0	1,187	142	3,097	11.19%
15 YRS & 1 DAY TO 20 YRS	0	0	0	0	483	20	1	0	304	22	830	3.00%
20 YEARS	0	0	0	0	2,109	85	4	0	962	65	3,225	11.65%
20 YRS & 1 DAY TO 25 YRS	0	0	0	0	576	20	1	0	205	11	813	2.94%
25 YEARS	0	0	1	0	956	33	1	0	397	40	1,428	5.16%
25 YRS & 1 DAY TO 35 YRS	0	0	0	0	617	17	1	0	310	27	972	3.51%
35 YEARS	0	0	0	0	126	3	0	0	52	5	186	0.67%
35 YRS & 1 DAY TO 999 YRS	0	0	0	0	575	14	1	0	286	13	889	3.21%
LIFE	1	0	1	0	2,222	42	7	0	1,158	55	3,486	12.59%
LIFE W/O PAROLE	1	0	0	0	914	13	2	0	426	23	1,379	4.98%
DEATH	0	0	0	0	92	2	2	0	93	0	189	0.68%
SAFE KEEPING	0	0	0	0	0	0	0	0	0	0	0	0.00%
TOTALS	2	1	4	0	15,636	776	44	1	10,051	1,172	27,687	

Alabama Department of Corrections
FY2005 Annual Report
On Hand Inmates --Committing County by Ethnogender Basis
As of September 30th, 2005

Counties	American Indian		Asian		African American		Unknown		White		Totals	%
	Male	Female	Male	Female	Male	Female	Male	Female	Male	Female		
AUTAUGA	0	0	0	0	116	11	0	0	91	19	237	0.86%
BALDWIN	0	0	0	0	302	13	1	0	362	29	707	2.55%
BARBOUR	0	0	0	0	187	9	0	0	44	5	245	0.88%
BIBB	0	0	0	0	39	0	0	0	30	2	71	0.26%
BLOUNT	0	0	0	0	12	1	0	0	107	8	128	0.46%
BULLOCK	0	0	0	0	85	5	0	0	2	1	93	0.34%
BUTLER	0	0	0	0	66	1	0	0	26	1	94	0.34%
CALHOUN	0	0	1	0	379	21	0	0	375	46	822	2.97%
CHAMBERS	0	0	0	0	181	4	0	0	78	12	275	0.99%
CHEROKEE	0	0	0	0	8	1	0	0	66	15	90	0.33%
CHILTON	0	0	0	0	90	6	0	0	101	13	210	0.76%
CHOCTAW	0	0	0	0	52	4	0	0	21	1	78	0.28%
CLARKE	0	0	0	0	91	4	0	0	15	3	113	0.41%
CLAY	0	0	0	0	51	5	0	0	61	5	122	0.44%
CLEBURNE	0	0	0	0	13	2	1	0	68	5	89	0.32%
COFFEE	1	0	0	0	121	8	0	0	97	9	236	0.85%
COLBERT	0	0	0	0	119	7	0	0	114	22	262	0.95%
CONECUH	0	0	0	0	56	1	0	0	19	3	79	0.29%
COOSA	0	0	0	0	35	0	0	0	54	2	91	0.33%
COVINGTON	0	0	0	0	121	3	0	0	235	34	393	1.42%
CRENSHAW	0	0	0	0	22	0	0	0	27	7	56	0.20%
CULLMAN	0	0	0	0	7	2	2	0	295	41	347	1.25%
DALE	1	0	0	0	103	6	0	0	67	10	187	0.68%
DALLAS	0	0	0	0	241	10	0	0	27	0	278	1.00%
DEKALB	0	0	0	0	23	0	0	0	227	30	280	1.01%
ELMORE	0	0	0	0	146	5	0	0	104	22	277	1.00%
ESCAMBIA	0	0	0	0	122	3	1	0	79	9	214	0.77%
ETOWAH	0	0	0	0	353	30	4	0	507	87	981	3.54%
FAYETTE	0	0	0	0	26	1	0	0	48	8	83	0.30%
FRANKLIN	0	0	0	0	36	4	0	0	166	29	235	0.85%
GENEVA	0	0	0	0	29	4	1	0	58	1	93	0.34%
GREENE	0	0	0	0	47	2	0	0	6	0	55	0.20%
HALE	0	0	0	0	27	3	0	0	2	0	32	0.12%
HENRY	0	0	0	0	63	3	0	0	26	3	95	0.34%
HOUSTON	0	0	0	0	588	50	1	0	315	50	1,004	3.63%
JACKSON	0	0	0	0	33	1	0	0	164	12	210	0.76%
JEFFERSON	0	1	0	0	3,354	158	2	0	876	121	4,512	16.30%
LAMAR	0	0	0	0	9	1	0	0	37	2	49	0.18%
LAUDERDALE	0	0	0	0	85	1	0	0	162	15	263	0.95%
LAWRENCE	0	0	0	0	35	2	0	0	108	20	165	0.60%
LEE	0	0	0	0	423	21	15	0	204	21	684	2.47%
LIMESTONE	0	0	0	0	98	12	0	0	153	17	280	1.01%
LOWNDES	0	0	0	0	54	0	0	0	5	2	61	0.22%
MACON	0	0	0	0	114	6	0	0	9	2	131	0.47%
MADISON	0	0	0	0	819	58	1	0	543	34	1,455	5.26%
MARENGO	0	0	0	0	85	6	0	0	12	1	104	0.38%
MARION	0	0	0	0	18	1	0	0	149	12	180	0.65%
MARSHALL	0	0	0	0	38	4	0	0	242	20	304	1.10%
MOBILE	0	0	3	0	1,668	50	7	0	775	68	2,571	9.29%
MONROE	0	0	0	0	103	7	0	0	25	2	137	0.49%
MONTGOMERY	0	0	0	0	1,612	71	2	1	320	33	2,039	7.36%
MORGAN	0	0	0	0	340	16	0	0	347	40	743	2.68%
PERRY	0	0	0	0	53	1	0	0	3	1	58	0.21%
PICKENS	0	0	0	0	40	0	0	0	26	5	71	0.26%
PIKE	0	0	0	0	198	8	0	0	70	9	285	1.03%
RANDOLPH	0	0	0	0	97	6	0	0	73	7	183	0.66%
RUSSELL	0	0	0	0	210	13	0	0	180	12	415	1.50%
ST. CLAIR	0	0	0	0	74	7	1	0	220	12	314	1.13%
SHELBY	0	0	0	0	134	6	1	0	214	25	380	1.37%
SUMTER	0	0	0	0	56	0	0	0	7	1	64	0.23%
TALLADEGA	0	0	0	0	371	23	0	0	303	39	736	2.66%
TALLAPOOSA	0	0	0	0	169	6	1	0	85	6	267	0.96%
TUSCALOOSA	0	0	0	0	673	36	2	0	288	25	1,024	3.70%
WALKER	0	0	0	0	108	5	1	0	233	36	383	1.38%
WASHINGTON	0	0	0	0	28	0	0	0	21	0	49	0.18%
WILCOX	0	0	0	0	35	2	0	0	2	1	40	0.14%
WINSTON	0	0	0	0	0	0	0	0	117	18	135	0.49%
OTHER	0	0	0	0	545	19	0	0	158	21	743	2.68%
TOTALS	2	1	4	0	15,636	776	44	1	10,051	1,172	27,687	

**Alabama Department of Corrections
FY2005 Annual Report**

**On-Hand Inmates -- Marital Status by Ethnogender Basis
as of September 30th, 2005**

Status	American Indian		Asian		Black		Unknown		White		Totals	%
	Male	Female	Male	Female	Male	Female	Male	Female	Male	Female		
SINGLE - NEVER MARRIED	1	0	2	0	13,356	510	37	1	6,913	427	21,247	76.74%
MARRIED-LIVING W/SPOUSE	1	1	1	0	1,074	108	5	0	1,191	238	2,619	9.46%
COMMON LAW	0	0	1	0	174	21	1	0	118	31	346	1.25%
SEPARATED	0	0	0	0	264	38	0	0	215	69	586	2.12%
DIVORCED	0	0	0	0	565	65	0	0	1,368	310	2,308	8.34%
WIDOW(ER)	0	0	0	0	61	30	1	0	61	77	230	0.83%
DIVORCED AND REMARRIED	0	0	0	0	27	4	0	0	93	14	138	0.50%
WIDOWED AND REMARRIED	0	0	0	0	0	0	0	0	3	1	4	0.01%
OTHER	0	0	0	0	3	0	0	0	2	0	5	0.02%
UNKNOWN	0	0	0	0	112	0	0	0	87	5	204	0.74%
TOTALS	2	1	4	0	15,636	776	44	1	10,051	1,172	27,687	

**Received Inmates -- Marital Status by Ethnogender Basis
October 1st, 2004 thru September 30th, 2005**

Status	American Indian		Asian		African American		Unknown		White		Totals	%
	Male	Female	Male	Female	Male	Female	Male	Female	Male	Female		
SINGLE - NEVER MARRIED	1	1	0	0	4,431	341	21	1	3,537	426	8,759	82.03%
MARRIED-LIVING W/SPOUSE	0	0	0	0	227	63	0	0	348	156	794	2.87%
COMMON LAW	0	0	0	0	41	8	0	0	29	18	96	0.35%
SEPARATED	0	0	0	0	63	15	0	0	71	49	198	0.72%
DIVORCED	0	0	0	0	121	33	0	0	309	196	659	2.38%
WIDOW(ER)	0	0	0	0	13	13	0	0	7	26	59	0.21%
DIVORCED AND REMARRIED	0	0	0	0	9	1	0	0	27	7	44	0.16%
WIDOWED AND REMARRIED	0	0	0	0	0	0	0	0	0	1	1	0.00%
OTHER	0	0	0	0	0	0	0	0	0	0	0	0.00%
UNKNOWN	0	0	0	0	31	0	0	0	34	3	68	0.25%
TOTALS	1	1	0	0	4,936	474	21	1	4,362	882	10,678	

**Alabama Department of Corrections
FY2005 Annual Report**

**On-Hand Inmate - Educational Levels by Ethnogender Basis (self reported)
as of September 30th, 2005**

EDUCATIONAL LEVEL	B/M	B/F	W/M	W/F	O/M	O/F	TOTAL	%
00 None	727	89	1,074	222	4	1	2,117	7.65%
01 First Grade	36	0	21	0	3	0	60	0.22%
02 Second Grade	8	0	14	0	2	0	24	0.09%
03 Third Grade	36	0	32	1	1	0	70	0.25%
04 Fourth Grade	22	0	46	1	1	0	70	0.25%
05 Fifth Grade	83	1	74	5	1	0	164	0.59%
06 Sixth Grade	268	5	294	13	4	0	584	2.11%
07 Seventh Grade	501	10	514	31	3	0	1,059	3.83%
08 Eight Grade	1,378	40	929	63	5	0	2,415	8.73%
09 Ninth Grade	2,183	57	1,036	107	3	0	3,386	12.23%
10 Tenth Grade	2,398	90	1,022	119	6	0	3,635	13.13%
11 Eleventh Grade	2,197	122	750	66	5	0	3,140	11.35%
12 Twelfth Grade	4,749	251	3,232	386	7	0	8,625	31.17%
13 Some College	356	34	293	62	2	0	747	2.70%
14 Some College	459	45	425	60	1	0	990	3.58%
15 Some College	120	8	103	14	1	1	247	0.89%
16 Some College	93	21	135	17	1	0	267	0.96%
17 College Graduate	11	2	28	3	0	0	44	0.16%
18 Some College Grad	3	0	12	3	0	0	18	0.07%
19 MA	2	0	3	1	0	0	6	0.02%
20 PHD	1	1	5	0	0	0	7	0.03%
Totals	15,631	776	10,042	1,174	50	2	27,675	
Average Grade	10	10	9	9	8	8	10	
No High School, GED	9,837	414	5,806	628	38	1	16,724	60.01%
Some College	1,028	108	956	153	5	1	2,251	8.03%
College Graduate or Above	17	3	48	7	0	0	75	0.27%

Missing Cases: 12

Alabama Department of Corrections
FY2005 Annual Report
On Hand Inmates -- Ages by Ethnogender Basis
as of September 30th, 2005

Age	American Indian		Asian		African American		Unknown		White		Totals	%
	Male	Female	Male	Female	Male	Female	Male	Female	Male	Female		
16	0	0	0	0	5	0	0	0	0	0	5	0.02%
17	0	0	0	0	23	2	0	0	5	0	30	0.11%
18	0	0	0	0	47	2	0	0	16	2	67	0.24%
19	0	0	0	0	154	4	1	0	56	3	218	0.79%
20	0	0	0	0	253	10	1	0	117	8	389	1.40%
21	0	0	0	0	360	15	1	0	162	16	554	2.00%
22	0	0	0	0	487	19	2	0	186	24	718	2.59%
23	0	0	0	0	527	21	0	0	208	22	778	2.81%
24	0	0	0	0	596	24	3	1	253	24	901	3.25%
25	0	0	0	0	693	24	2	0	256	34	1,009	3.64%
26	0	0	0	0	638	21	4	0	322	43	1,028	3.71%
27	0	0	0	0	666	25	1	0	299	37	1,028	3.71%
28	0	0	2	0	647	37	2	0	325	46	1,059	3.82%
29	0	0	0	0	602	31	3	0	284	42	962	3.47%
30	0	0	0	0	565	18	1	0	315	36	935	3.38%
31	0	0	0	0	481	31	1	0	259	36	808	2.92%
32	0	0	0	0	504	19	2	0	282	40	847	3.06%
33	0	0	0	0	466	25	1	0	311	31	834	3.01%
34	0	0	0	0	485	36	1	0	308	56	886	3.20%
35	0	0	0	0	479	29	2	0	335	44	889	3.21%
36	0	0	0	0	446	25	3	0	350	51	875	3.16%
37	0	0	0	0	417	29	0	0	312	57	815	2.94%
38	0	0	0	0	406	27	0	0	295	42	770	2.78%
39	0	0	0	0	387	29	4	0	296	40	756	2.73%
40	1	0	1	0	426	31	1	0	347	42	849	3.07%
41	0	0	0	0	413	22	0	0	338	35	808	2.92%
42	0	0	0	0	449	28	0	0	323	39	839	3.03%
43	1	0	0	0	388	18	1	0	305	36	749	2.71%
44	0	0	0	0	331	21	2	0	299	34	687	2.48%
45	0	1	0	0	374	18	2	0	314	42	751	2.71%
46	0	0	1	0	327	24	0	0	249	30	631	2.28%
47	0	0	0	0	269	15	0	0	255	31	570	2.06%
48	0	0	0	0	320	9	0	0	259	18	606	2.19%
49	0	0	0	0	289	11	0	0	206	16	522	1.89%
50	0	0	0	0	250	20	1	0	209	20	500	1.81%
51	0	0	0	0	212	8	1	0	166	13	400	1.44%
52	0	0	0	0	184	15	0	0	118	11	328	1.18%
53	0	0	0	0	176	5	0	0	146	10	337	1.22%
54	0	0	0	0	144	4	1	0	105	5	259	0.94%
55	0	0	0	0	134	6	0	0	116	8	264	0.95%
56	0	0	0	0	110	2	0	0	102	5	219	0.79%
57	0	0	0	0	100	6	0	0	88	6	200	0.72%
58	0	0	0	0	87	1	0	0	86	7	181	0.65%
59	0	0	0	0	60	2	0	0	53	2	117	0.42%
60	0	0	0	0	46	1	0	0	59	5	111	0.40%
61	0	0	0	0	33	0	0	0	53	5	91	0.33%
62	0	0	0	0	25	2	0	0	40	1	68	0.25%
63	0	0	0	0	24	1	0	0	35	2	62	0.22%
64	0	0	0	0	26	0	0	0	38	2	66	0.24%
65	0	0	0	0	25	1	0	0	31	0	57	0.21%
66	0	0	0	0	17	0	0	0	23	3	43	0.16%
67	0	0	0	0	12	0	0	0	20	1	33	0.12%
68	0	0	0	0	8	1	0	0	19	1	29	0.10%
69	0	0	0	0	8	0	0	0	14	1	23	0.08%
70	0	0	0	0	5	0	0	0	10	0	15	0.05%
71	0	0	0	0	2	0	0	0	15	1	18	0.07%
72	0	0	0	0	7	1	0	0	12	1	21	0.08%
73	0	0	0	0	3	0	0	0	10	0	13	0.05%
74	0	0	0	0	4	0	0	0	10	2	16	0.06%
75	0	0	0	0	2	0	0	0	6	0	8	0.03%
76	0	0	0	0	1	0	0	0	3	1	5	0.02%
77	0	0	0	0	3	0	0	0	2	0	5	0.02%
78	0	0	0	0	0	0	0	0	5	0	5	0.02%
79	0	0	0	0	3	0	0	0	2	0	5	0.02%
80	0	0	0	0	2	0	0	0	3	0	5	0.02%
81	0	0	0	0	0	0	0	0	0	2	2	0.01%
82	0	0	0	0	2	0	0	0	1	0	3	0.01%
83	0	0	0	0	0	0	0	0	2	0	2	0.01%
84	0	0	0	0	0	0	0	0	1	0	1	0.00%
85	0	0	0	0	0	0	0	0	1	0	1	0.00%
86	0	0	0	0	1	0	0	0	0	0	1	0.00%
Totals	2	1	4	0	15,636	776	44	1	10,051	1,172	27,687	

Alabama Department of Corrections
FY2005 Annual Report
Received Inmates -- Criminal Offenses by Ethnogender Basis
October 1st, 2004 thru September 30th, 2005

OFFENSE	American Indian		Asian		African American		Unknown		White		Totals
	Male	Female	Male	Female	Male	Female	Male	Female	Male	Female	
POSS CONTROL SUBSTANCE	0	0	0	0	835	83	4	0	759	234	1,915
BURGLARY III	0	0	0	0	393	12	2	0	341	34	782
DIST CONTROL SUBSTANCE	0	0	0	0	519	52	0	0	105	36	712
FELONY DUI	0	0	0	0	155	4	3	0	423	32	617
THEFT OF PROPERTY II	0	0	0	0	224	61	2	0	242	58	587
YOUTHFUL OFFENDER ACT	0	0	0	0	239	25	2	0	197	41	504
ROBBERY I	1	0	0	0	338	11	0	0	87	3	440
THEFT OF PROPERTY I	0	0	0	0	148	21	2	0	213	54	438
CRIM POSS FORGED INSTR II	0	0	0	0	141	53	0	0	162	80	436
POSS MARIJUANA I	0	0	0	0	245	10	0	0	146	20	421
RECV STOLEN PROPERTY II	0	0	0	0	118	7	0	0	125	12	262
ASSAULT II	0	0	0	0	124	19	0	0	69	4	216
ROBBERY III	0	0	0	0	133	11	0	0	56	7	207
UNLAW BREAKING AND ENTERING VEHICLE	0	0	0	0	118	1	1	0	78	5	203
ATTEMPTED MURDER	0	0	0	0	39	1	0	0	146	14	200
RECV STOLEN PROPERTY I	0	0	0	0	89	4	0	0	75	4	172
MURDER	0	0	0	0	88	4	3	0	48	5	148
FORGERY II	0	0	0	0	29	13	0	0	49	45	136
MANU CTRL SUBSTANCE	0	0	0	0	0	0	0	0	106	23	129
BURGLARY I	0	0	0	0	64	0	0	0	49	3	116
ROBBERY II	0	0	0	0	82	8	0	0	21	5	116
MANSLAUGHTER	0	0	0	0	55	4	0	0	43	9	111
BURGLARY II	0	0	0	0	57	4	0	0	45	3	109
SEXUAL ABUSE I	0	0	0	0	33	0	0	0	72	2	107
ASSAULT I	0	0	0	0	60	5	0	0	26	4	95
ESCAPE III	0	0	0	0	39	0	0	0	42	5	86
YOUTHFUL OFFENDER ACT	0	0	0	0	49	5	1	0	22	1	78
RAPE II	0	0	0	0	34	0	0	0	36	3	73
ILL POSS/FRAUD USE-CREDIT CARD	0	0	0	0	18	9	0	0	29	14	70
RAPE I	0	0	0	0	26	0	0	0	35	1	62
ESCAPE II	0	0	0	0	20	3	0	0	34	4	61
ATT TO COMMIT CONT SUB/INVOLVE B FEL	0	0	0	0	5	4	0	1	26	21	57
SODOMY I	0	0	0	0	16	0	0	0	35	1	52
OBSTRCT OF JUSTICE-FALSE IDENTITY	0	0	0	0	28	4	0	0	15	4	51
FRAUD USE/REPRES CREDIT CARD	0	0	0	0	13	11	0	0	11	12	47
DISCHARGE GUN OCC BLDG/VEH	0	0	0	0	32	1	0	0	8	1	42
TRAF COCAINE 28 - 500 GRAM	0	0	0	0	33	1	0	0	7	1	42
TRAF CANNABIS 2.2 - 100 LBS	0	0	0	0	20	0	0	0	19	1	40
PROM PRISON CNTRBND II	0	0	0	0	21	0	0	0	11	4	36
CRIMINAL MISCHIEF I	0	0	0	0	14	0	0	0	19	1	34
TRAF METHAMPHETAMINES	0	0	0	0	0	0	0	0	26	6	32
DOMESTIC VIOLENCE II	0	0	0	0	18	1	0	0	12	0	31
CHILD ABUSE	0	0	0	0	8	5	1	0	12	4	30
ESCAPE I	0	0	0	0	9	0	0	0	13	5	27
LEAVING SCENE ACCIDENT W/ INJURY	0	0	0	0	6	0	0	0	19	2	27
ARSON II	0	0	0	0	5	1	0	0	15	2	23
POSS PISTOL AFTER CONVICT VIOLENCE	0	0	0	0	12	0	0	0	7	0	19
VIOLATION OF SEX OFF REGIS LAW	0	0	0	0	10	0	0	0	9	0	19
SODOMY II	0	0	0	0	7	0	0	0	10	1	18
POSS CHEMICALS/INTENT TO MANUFACTURE	0	0	0	0	0	0	0	0	14	4	18
POSS OF BURGLAR'S TOOLS	0	0	0	0	8	0	0	0	8	2	18
OBTAIN CTRL SUBS FRAUDULENTLY	0	0	0	0	2	1	0	0	8	7	18
THEFT BY DECEPTION I	0	0	0	0	4	0	0	0	6	6	16
THEFT OF IDENTITY I	0	0	0	0	3	3	0	0	5	4	15
ATTEMPTED THEFT OF PROPERTY I	0	0	0	0	10	0	0	0	4	0	14
TRAF CANNABIS 2.2 - 100 LBS	0	0	0	0	5	0	0	0	8	1	14
THEFT BY DECEPTION II	0	0	0	0	4	1	0	0	7	1	13
TRAF COCAINE 28 - 500 GRAM	0	0	0	0	11	0	0	0	2	0	13
ATTEMPT ASSAULT I	0	0	0	0	7	0	0	0	5	0	12
ENTICING CHILD ENTER/IMMORAL PURPOSE	0	0	0	0	4	0	0	0	7	0	11
OFFENSES-OTHER CLASS C FLNY	0	0	0	0	2	2	0	0	6	0	10
OTHER OFFENSES	0	1	0	0	107	9	0	0	127	26	270
Totals	1	1	0	0	4,936	474	21	1	4,362	882	10,678

**Alabama Department of Corrections
FY2005 Annual Report**

**Received Inmates -- Sentence Length by Ethongender Basis
as of September 30th, 2005**

Length of Sentence	American Indian		Asian		African American		Unknown		White		Totals	%
	Male	Female	Male	Female	Male	Female	Male	Female	Male	Female		
ZERO TO 6 MONTHS	0	0	0	0	116	25	4	0	121	34	300	2.81%
6 MONTHS TO 1 YEAR	0	0	0	0	170	28	3	0	205	52	458	4.29%
1 YEAR	0	0	0	0	270	27	1	0	326	64	688	6.44%
1 YEAR AND 1 DAY	0	0	0	0	128	17	0	0	137	35	317	2.97%
1 YR. & 1 DAY TO 2 YRS	0	0	0	0	220	21	0	1	223	57	522	4.89%
2 YEARS	0	0	0	0	439	68	1	0	399	97	1,004	9.40%
2 YRS & 1 DAY TO 3 YRS	0	0	0	0	22	2	0	0	35	3	62	0.58%
3 YEARS	0	0	0	0	777	73	3	0	696	142	1,691	15.84%
3 YRS & 1 DAY TO 4 YRS	0	0	0	0	17	0	0	0	13	3	33	0.31%
4 YEARS	0	0	0	0	123	13	0	0	182	51	369	3.46%
4 YRS & 1 DAY TO 5 YRS	0	0	0	0	3	1	0	0	3	1	8	0.07%
5 YEARS	0	0	0	0	380	30	2	0	388	91	891	8.34%
5 YRS & 1 DAY TO 10 YRS	0	0	0	0	155	15	2	0	190	33	395	3.70%
10 YEARS	0	0	0	0	449	38	0	0	470	86	1,043	9.77%
10 YRS & 1 DAY TO 15 YRS	0	0	0	0	96	6	0	0	50	13	165	1.55%
15 YEARS	0	0	0	0	564	68	2	0	392	75	1,101	10.31%
15 YRS & 1 DAY TO 20 YRS	0	0	0	0	105	6	0	0	72	9	192	1.80%
20 YEARS	0	0	0	0	344	14	0	0	172	17	547	5.12%
20 YRS & 1 DAY TO 25 YRS	0	0	0	0	74	3	1	0	30	3	111	1.04%
25 YEARS	0	0	0	0	126	6	0	0	48	3	183	1.71%
25 YRS & 1 DAY TO 35 YRS	0	0	0	0	77	3	0	0	33	5	118	1.11%
35 YEARS	0	0	0	0	21	0	0	0	4	0	25	0.23%
35 YRS & 1 DAY TO 999 YRS	0	0	0	0	44	1	0	0	41	3	89	0.83%
LIFE	1	1	0	0	186	9	0	0	117	5	319	2.99%
LIFE W/O PAROLE	0	0	0	0	26	0	1	0	12	0	39	0.37%
DEATH	0	0	0	0	4	0	1	0	3	0	8	0.07%
SAFE KEEPING	0	0	0	0	0	0	0	0	0	0	0	0.00%
TOTALS	1	1	0	0	4,936	474	21	1	4,362	882	10,678	

Average Sentence Length is 7 Years, 8 Months, and 18 Days

There are 358 Life Sentences not included in this report

There are 8 death/safekeeping categories not included in this report

Alabama Department of Corrections

FY2005 Annual Report

Received Inmates -- Age by Ethnogender Basis

Age	American Indian		Asian		African American		Unknown		White		Totals	%
	Male	Female	Male	Female	Male	Female	Male	Female	Male	Female		
16	0	0	0	0	6	0	0	0	0	0	6	0.06%
17	0	0	0	0	23	2	0	0	5	0	30	0.28%
18	0	0	0	0	43	2	1	0	19	1	66	0.62%
19	0	0	0	0	107	7	1	0	61	2	178	1.67%
20	0	0	0	0	164	10	1	0	105	10	290	2.72%
21	0	0	0	0	207	12	1	0	140	14	374	3.50%
22	0	0	0	0	248	15	2	0	142	29	436	4.08%
23	0	0	0	0	232	13	0	0	146	22	413	3.87%
24	0	0	0	0	225	18	3	1	155	31	433	4.06%
25	0	0	0	0	255	14	1	0	140	32	442	4.14%
26	0	0	0	0	207	13	1	0	174	41	436	4.08%
27	0	0	0	0	196	19	1	0	160	38	414	3.88%
28	0	0	0	0	217	21	0	0	151	39	428	4.01%
29	0	0	0	0	158	13	1	0	154	30	356	3.33%
30	0	0	0	0	158	12	1	0	150	27	348	3.26%
31	0	0	0	0	148	16	0	0	127	33	324	3.03%
32	0	0	0	0	143	9	0	0	135	37	324	3.03%
33	0	0	0	0	105	16	0	0	161	27	309	2.89%
34	0	0	0	0	131	17	0	0	147	45	340	3.18%
35	0	0	0	0	132	21	1	0	135	33	322	3.02%
36	0	0	0	0	101	17	1	0	143	34	296	2.77%
37	0	0	0	0	103	20	0	0	139	35	297	2.78%
38	0	0	0	0	115	19	0	0	128	37	299	2.80%
39	0	0	0	0	103	18	1	0	105	26	253	2.37%
40	1	0	0	0	122	16	0	0	131	31	301	2.82%
41	0	0	0	0	134	14	0	0	137	24	309	2.89%
42	0	0	0	0	132	13	0	0	129	25	299	2.80%
43	0	0	0	0	107	13	0	0	117	23	260	2.43%
44	0	0	0	0	94	12	0	0	120	20	246	2.30%
45	0	0	0	0	106	14	1	0	120	17	258	2.42%
46	0	1	0	0	103	17	0	0	80	20	221	2.07%
47	0	0	0	0	76	11	0	0	91	23	201	1.88%
48	0	0	0	0	89	7	0	0	69	9	174	1.63%
49	0	0	0	0	86	6	1	0	57	12	162	1.52%
50	0	0	0	0	71	8	1	0	70	12	162	1.52%
51	0	0	0	0	43	3	0	0	47	5	98	0.92%
52	0	0	0	0	34	5	0	0	34	6	79	0.74%
53	0	0	0	0	36	4	0	0	27	7	74	0.69%
54	0	0	0	0	32	1	1	0	33	5	72	0.67%
55	0	0	0	0	27	3	0	0	31	5	66	0.62%
56	0	0	0	0	28	0	0	0	25	1	54	0.51%
57	0	0	0	0	11	2	0	0	16	1	30	0.28%
58	0	0	0	0	11	0	0	0	21	4	36	0.34%
59	0	0	0	0	9	0	0	0	12	1	22	0.21%
60	0	0	0	0	9	0	0	0	17	1	27	0.25%
61	0	0	0	0	9	0	0	0	10	1	20	0.19%
62	0	0	0	0	11	0	0	0	9	0	20	0.19%
63	0	0	0	0	2	0	0	0	3	1	6	0.06%
64	0	0	0	0	9	0	0	0	5	0	14	0.13%
65	0	0	0	0	4	1	0	0	7	0	12	0.11%
66	0	0	0	0	1	0	0	0	5	0	6	0.06%
67	0	0	0	0	3	0	0	0	2	1	6	0.06%
68	0	0	0	0	0	0	0	0	0	1	1	0.01%
69	0	0	0	0	1	0	0	0	0	0	1	0.01%
70	0	0	0	0	1	0	0	0	0	1	2	0.02%
71	0	0	0	0	1	0	0	0	3	0	4	0.04%
72	0	0	0	0	1	0	0	0	3	1	5	0.05%
73	0	0	0	0	1	0	0	0	2	0	3	0.03%
74	0	0	0	0	1	0	0	0	3	0	4	0.04%
75	0	0	0	0	0	0	0	0	1	0	1	0.01%
76	0	0	0	0	0	0	0	0	1	0	1	0.01%
77	0	0	0	0	3	0	0	0	1	0	4	0.04%
79	0	0	0	0	1	0	0	0	0	0	1	0.01%
80	0	0	0	0	0	0	0	0	1	0	1	0.01%
Totals	1	1	0	0	4,936	474	21	1	4,362	881	10,677	

Alabama Department of Corrections
FY2005 Annual Report
Released Inmates -- Type of Release by Criminal Offenses
October 1st, 2004 thru September 30th, 2005

Offense	Parole	Act 754 / Probation	Parole Reinstated	EOS	Death	Court Order	Escape	* Other	Totals
POSS CONTROL SUBSTANCE	278	691	52	651	1	15	28	40	1,756
BURGLARY III	120	238	45	227	3	1	19	8	661
DIST CONTROL SUBSTANCE	159	257	64	128	4	3	5	5	625
ROBBERY I	300	180	54	47	7	3	7	3	601
FELONY DUI	41	280	7	248	2	3	5	5	591
THEFT OF PROPERTY II	113	190	25	202	1	5	21	11	568
YOUTHFUL OFFENDER ACT	55	199	2	263	0	4	7	12	542
THEFT OF PROPERTY I	94	190	29	138	2	3	11	4	471
POSS MARIJUANA I	65	175	7	138	0	4	4	9	402
CRIM POSS FORGED INSTR II	63	161	16	141	0	2	11	7	401
RECV STOLEN PROPERTY II	37	88	23	102	0	1	2	3	256
ASSAULT II	19	108	1	109	0	0	2	7	246
UNLAW BREAKING AND ENTERING VEHICLE	29	84	12	88	0	1	7	3	224
ROBBERY III	51	87	10	54	3	1	7	2	215
ROBBERY II	45	67	7	59	0	2	3	0	183
RECV STOLEN PROPERTY I	33	57	10	58	0	0	2	1	161
MURDER	78	14	9	15	18	12	3	6	155
FORGERY II	26	37	8	61	0	4	3	2	141
SEXUAL ABUSE I	2	44	0	87	3	0	0	1	137
ASSAULT I	21	69	4	26	2	0	0	2	124
MANSLAUGHTER	25	40	3	42	1	0	1	0	112
BURGLARY I	34	45	9	14	0	2	2	1	107
ATTEMPTED MURDER	18	68	1	9	0	1	1	3	101
BURGLARY II	19	43	7	20	0	0	2	1	92
ESCAPE III	8	31	6	32	1	0	8	1	87
YOUTHFUL OFFENDER ACT	22	29	5	27	0	1	0	2	86
RAPE II	1	36	0	40	1	0	1	0	79
ILL POSS/FRAUD USE-CREDIT CARD	11	28	4	32	0	1	1	1	78
ESCAPE II	15	17	12	21	0	0	1	0	66
ATT TO COMMIT CONT SUB/INVOLVE B FEL	16	19	0	20	0	0	2	2	59
DISCHARGE GUN OCC BLDG/VEH	6	31	0	21	0	0	0	0	58
RAPE I	4	20	2	25	4	0	0	0	55
MANU CTRL SUBSTANCE	8	41	1	0	0	1	0	2	53
CRIMINAL MISCHIEF I	4	18	0	21	0	0	1	0	44
PROM PRISON CNTRBND II	5	19	1	15	0	0	1	1	42
FRAUD USE/REPRES CREDIT CARD	5	16	3	14	0	0	3	0	41
SODOMY I	2	26	0	7	2	0	0	2	39
OFFENSES-OTHER CLASS C FLNY	7	11	0	19	0	0	0	1	38
ESCAPE I	11	12	4	6	0	0	2	0	35
LEAVING SCENE ACCIDENT W/ INJURY	2	12	0	20	0	0	1	0	35
TRAF CANNABIS 2.2 - 100 LBS	5	21	0	7	0	1	0	1	35
TRAF COCAINE < 200 GRMS	13	8	3	7	0	0	0	0	31
OBSTRCT OF JUSTICE-FALSE IDENTITY	3	15	0	7	0	0	3	2	30
TRAF COCAINE 28 - 500 GRAM	3	17	0	4	0	1	0	1	26
TRAF CANNABIS < 2000 LBS	10	7	0	7	0	0	0	0	24
ARSON II	7	10	1	4	0	0	1	0	23
CHILD ABUSE	1	6	0	12	0	1	0	1	21
ATTEMPTED THEFT OF PROPERTY I	2	11	0	7	0	0	0	1	21
VIOLATION OF SEX OFF REGIS LAW	1	9	0	10	0	0	0	0	20
POSS OF BURGLAR'S TOOLS	2	10	0	6	0	0	0	0	18
OBTAIN CTRL SUBS FRAUDULENTLY	2	5	0	11	0	0	0	0	18
TRAF AMPHETAMINES 28 - 500 GM	5	11	0	2	0	0	0	0	18
DOMESTIC VIOLENCE II	0	12	0	3	1	0	1	0	17
POSS PISTOL AFTER CONVICT VIOLENCE	8	2	1	4	1	0	1	0	17
SODOMY II	0	5	0	11	0	0	0	0	16
THEFT BY DECEPTION I	4	7	0	3	0	0	0	0	14
THEFT BY DECEPTION II	3	8	0	3	0	0	0	0	14
TRAF METHAMPHETAMINES	1	10	0	0	0	1	0	1	13
ATTEMPT ASSAULT I	1	7	0	5	0	0	0	0	13
MURDER I	7	0	3	0	2	0	0	0	12
ROBBERY	7	0	2	2	1	0	0	0	12
ARSON I	2	4	1	2	0	0	0	2	11
OFFENSES - OTHER (CLASS B FEL)	2	1	1	6	1	0	0	0	11
POSSESSION OF ANHYDROUS AMMONIA	0	7	0	3	0	1	0	0	11
TRAF AMPHETAMINES 28 - 500 GM	5	4	0	1	0	1	0	0	11
OTHER OFFENSES	38	110	8	86	3	3	4	4	256
Totals	1,984	4,085	463	3,460	64	79	184	161	10,480

**Alabama Department of Corrections
FY2005 Annual Report**

Released Inmates -- Type of Release by Sentence Length

October 1st, 2004 thru September 30th, 2005

Release Type	Parole	Act 754 / Probation	Parole Reinstated	EOS	Death	Court Order	Escape	* Other	Total	%
UP TO 2 YEARS	97	2,597	0	779	0	19	36	52	3,580	34.16%
BETWEEN 2 & 5 YEARS	214	989	16	947	2	15	46	35	2,264	21.61%
5 YEARS	150	208	12	429	2	6	13	11	831	7.93%
BETWEEN 5 & 10 YEARS	87	53	4	214	0	3	10	4	375	3.58%
10 YEARS	267	107	62	469	1	7	21	17	951	9.08%
BETWEEN 10 & 15 YEARS	53	17	13	79	0	1	1	2	166	1.58%
FROM 15 TO 20 YEARS	693	109	221	518	18	9	41	27	1,636	15.61%
FROM 20 TO 25 YEARS	175	2	44	15	8	3	7	0	254	2.42%
FROM 25 TO 35 YEARS	60	3	18	5	6	1	2	1	96	0.92%
OVER 35 YEARS	39	0	13	5	6	1	0	2	66	0.63%
LIFE	149	0	60	0	12	4	7	6	238	2.27%
LIFE WITHOUT PAROLE	0	0	0	0	7	0	0	0	7	0.07%
DEATH ROW	0	0	0	0	2	10	0	3	15	0.14%
Totals	1,984	4,085	463	3,460	64	79	184	160	10,479	

Missing Cases - 1

*** Other Release Types:**

- Release on Bond / Appeal
- Transfer to Another Jurisdiction
- Outside Agency Release - Error
- Other Conditional Release
- EOS from Parole
- Error Code Delete
- Death Row
- Unknown

**Alabama Department of Corrections
FY2005 Annual Report**

Released Inmates -- Criminal Offenses Average Sentence & Average Time Served
October 1st, 2004 thru September 30th, 2005

Offense	Number Released	Average Sentence Length (Months)	Average Sentence Length (Years)	Average Time Served (Months)	Average Time Served (in Years)
POSS CONTROL SUBSTANCE	1,756	55	4.6	19	1.6
BURGLARY III	661	95	7.9	35	2.9
DIST CONTROL SUBSTANCE	625	107	8.9	35	2.9
ROBBERY I	601	184	15.3	105	8.8
FELONY DUI	591	38	3.2	16	1.3
THEFT OF PROPERTY II	568	78	6.5	31	2.6
YOUTHFUL OFFENDER ACT	542	31	2.6	12	1.0
THEFT OF PROPERTY I	471	82	6.8	32	2.7
POSS MARIJUANA I	402	50	4.2	18	1.5
CRIM POSS FORGED INSTR II	401	64	5.3	23	1.9
RECV STOLEN PROPERTY II	256	89	7.4	31	2.6
ASSAULT II	246	76	6.3	31	2.6
UNLAW BREAKING AND ENTERING VEHICLE	224	78	6.5	29	2.4
ROBBERY III	215	111	9.3	57	4.8
ROBBERY II	183	132	11.0	56	4.7
RECV STOLEN PROPERTY I	161	79	6.6	28	2.3
MURDER	155	231	19.3	142	11.8
FORGERY II	141	79	6.6	29	2.4
SEXUAL ABUSE I	137	84	7.0	44	3.7
ASSAULT I	124	101	8.4	51	4.3
MANSLAUGHTER	112	134	11.2	65	5.4
BURGLARY I	107	130	10.8	78	6.5
ATTEMPTED MURDER	101	65	5.4	27	2.3
BURGLARY II	92	84	7.0	37	3.1
ESCAPE III	87	86	7.2	29	2.4
YOUTHFUL OFFENDER ACT	86	32	2.7	19	1.6
RAPE II	79	84	7.0	39	3.3
ILL POSS/FRAUD USE-CREDIT CARD	78	65	5.4	20	1.7
ESCAPE II	66	124	10.3	49	4.1
ATT TO COMMIT CONT SUB/INVOLVE B FEL	59	81	6.8	23	1.9
DISCHARGE GUN OCC BLDG/VEH	58	69	5.8	31	2.6
RAPE I	55	156	13.0	127	10.6
MANU CTRL SUBSTANCE	53	73	6.1	16	1.3
CRIMINAL MISCHIEF I	44	71	5.9	34	2.8
PROM PRISON CNTRBND II	42	72	6.0	31	2.6
FRAUD USE/REPRES CREDIT CARD	41	77	6.4	21	1.8
SODOMY I	39	109	9.1	71	5.9
OFFENSES-OTHER CLASS C FLNY	38	70	5.8	27	2.3
ESCAPE I	35	137	11.4	68	5.7
LEAVING SCENE ACCIDENT W/ INJURY	35	58	4.8	28	2.3
TRAF CANNABIS 2.2 - 100 LBS	35	67	5.6	31	2.6
TRAF COCAINE < 200 GRMS	31	183	15.3	74	6.2
OBSTRCT OF JUSTICE-FALSE IDENTITY	30	33	2.8	10	0.8
TRAF COCAINE 28 - 500 GRAM	26	68	5.7	31	2.6
TRAF CANNABIS < 2000 LBS	24	129	10.8	45	3.8
ARSON II	23	109	9.1	52	4.3
CHILD ABUSE	21	78	6.5	31	2.6
ATTEMPTED THEFT OF PROPERTY I	21	59	4.9	20	1.7
VIOLATION OF SEX OFF REGIS LAW	20	47	3.9	23	1.9
POSS OF BURGLAR'S TOOLS	18	71	5.9	26	2.2
OBTAIN CTRL SUBS FRAUDULENTLY	18	41	3.4	16	1.3
TRAF AMPHETAMINES 28 - 500 GM	18	79	6.6	36	3.0
DOMESTIC VIOLENCE II	17	37	3.1	15	1.3
POSS PISTOL AFTER CONVICT VIOLENCE	17	158	13.2	58	4.8
SODOMY II	16	69	5.8	34	2.8
THEFT BY DECEPTION I	14	41	3.4	11	0.9
THEFT BY DECEPTION II	14	38	3.2	15	1.3
TRAF METHAMPHETAMINES	13	53	4.4	23	1.9
ATTEMPT ASSAULT I	13	55	4.6	27	2.3
MURDER I	12	0	0.0	0	0.0
ROBBERY	12	671	55.9	245	20.4
ARSON I	11	117	9.8	66	5.5
OFFENSES - OTHER (CLASS B FEL)	11	91	7.6	35	2.9
POSSESSION OF ANHYDROUS AMMONIA	11	35	2.9	17	1.4
TRAF AMPHETAMINES 28 - 500 GM	11	118	9.8	50	4.2
OTHER OFFENSES	256	32	2.6	13	1.1
Totals	10,480	83	6.9	35	2.9

**Alabama Department of Corrections
FY2005 Annual Report**

Received Habitual Offenders - Ages by Ethnogender Basis

October 1st, 2004 thru September 30th, 2005

AGE	African American		White		Unknown		American Indian		Asian		Totals	%
	Male	Female	Male	Female	Male	Female	Male	Female	Male	Female		
19	0	0	0	0	2	0	0	0	0	0	2	0.09%
20	0	0	0	0	5	0	0	0	3	0	8	0.37%
21	0	0	0	0	15	0	0	0	6	1	22	1.01%
22	0	0	0	0	16	0	0	0	6	0	22	1.01%
23	0	0	0	0	31	1	0	0	10	1	43	1.97%
24	0	0	0	0	30	1	0	0	14	1	46	2.10%
25	0	0	0	0	56	1	0	0	16	2	75	3.43%
26	0	0	0	0	37	1	0	0	26	6	70	3.20%
27	0	0	0	0	50	2	0	0	27	3	82	3.75%
28	0	0	0	0	58	5	0	0	26	6	95	4.34%
29	0	0	0	0	38	2	0	0	32	5	77	3.52%
30	0	0	0	0	38	5	0	0	30	3	76	3.48%
31	0	0	0	0	33	1	0	0	29	7	70	3.20%
32	0	0	0	0	39	2	0	0	29	6	76	3.48%
33	0	0	0	0	39	6	0	0	33	2	80	3.66%
34	0	0	0	0	50	4	0	0	36	4	94	4.30%
35	0	0	0	0	47	3	0	0	35	5	90	4.12%
36	0	0	0	0	40	4	0	0	30	9	83	3.80%
37	0	0	0	0	35	7	0	0	31	8	81	3.70%
38	0	0	0	0	44	6	0	0	21	11	82	3.75%
39	0	0	0	0	36	4	0	0	26	7	73	3.34%
40	0	0	0	0	31	4	0	0	37	4	76	3.48%
41	0	0	0	0	44	5	0	0	37	4	90	4.12%
42	0	0	0	0	45	6	0	0	30	5	86	3.93%
43	0	0	0	0	36	5	0	0	33	4	78	3.57%
44	0	0	0	0	31	5	0	0	28	2	66	3.02%
45	0	0	0	0	31	7	0	0	26	3	67	3.06%
46	0	0	0	0	34	3	0	0	25	3	65	2.97%
47	0	0	0	0	20	4	0	0	19	6	49	2.24%
48	0	0	0	0	19	3	0	0	14	3	39	1.78%
49	0	0	0	0	23	1	0	0	12	2	38	1.74%
50	0	0	0	0	19	1	0	0	14	0	34	1.55%
51	0	0	0	0	13	1	0	0	8	2	24	1.10%
52	0	0	0	0	10	0	0	0	6	1	17	0.78%
53	0	0	0	0	12	1	0	0	8	4	25	1.14%
54	0	0	0	0	11	0	0	0	8	0	19	0.87%
55	0	0	0	0	6	1	0	0	7	0	14	0.64%
56	0	0	0	0	5	0	0	0	6	1	12	0.55%
57	0	0	0	0	5	0	0	0	1	1	7	0.32%
58	0	0	0	0	5	0	0	0	1	0	6	0.27%
59	0	0	0	0	2	0	0	0	1	0	3	0.14%
60	0	0	0	0	3	0	0	0	3	0	6	0.27%
61	0	0	0	0	2	0	0	0	2	0	4	0.18%
62	0	0	0	0	2	0	0	0	2	0	4	0.18%
64	0	0	0	0	3	0	0	0	1	0	4	0.18%
65	0	0	0	0	1	0	0	0	0	0	1	0.05%
66	0	0	0	0	1	0	0	0	1	0	2	0.09%
67	0	0	0	0	1	0	0	0	1	0	2	0.09%
69	0	0	0	0	1	0	0	0	0	0	1	0.05%
71	0	0	0	0	0	0	0	0	1	0	1	
Totals	0	0	0	0	1155	102	0	0	798	132	2187	

**Alabama Department of Corrections
FY2005 Annual Report**

Work Squad Summary

October 1st, 2004 thru September 30th, 2005

INSTITUTION	Number of Inmates	Total Hours Worked	Savings By State	Savings By County	Savings By City	Other Savings	Total Savings
Atmore Work Release	1,426	218,976	\$232,656.40	\$500,085.60	\$397,415.20	\$0.00	= \$1,130,157.20
Bibb Correctional Facility	1,188	4,449	\$8,470.47	\$9,571.28	\$6,702.72	\$0.00	= \$24,744.47
Bullock Correctional Facility	26	3,064	\$29,375.60	\$2,018.80	\$0.00	\$0.00	= \$31,394.40
Bullock Work Release Center	307	26,022	\$29,375.60	\$45,114.00	\$63,365.60	\$0.00	= \$137,855.20
Camden Work Center	61	6,842	\$5,299.35	\$65,595.55	\$12,112.80	\$0.00	= \$83,007.70
Childersburg Work Release	2,311	242,218	\$347,563.20	\$331,824.80	\$897,665.60	\$24,843.60	= \$1,601,897.20
Elba Work Release Center	3,517	27,955	\$68,598.00	\$17,880.80	\$57,489.45	\$0.00	= \$143,968.25
Farquhar Cattle Ranch	541	69,385	\$66,943.98	\$50,493.41	\$237,486.45	\$0.00	= \$354,923.84
Frank Lee Youth Center	775	53,748	\$0.00	\$55,084.40	\$239,454.40	\$0.00	= \$294,538.80
Hamilton Aged and Infirm	185	25,594	\$0.00	\$0.00	\$131,809.10	\$0.00	= \$131,809.10
Hamilton CWC	5,116	40,928	\$6,715.60	\$0.00	\$190,797.20	\$13,266.40	= \$210,779.20
Hamilton Work Release Center	89	704	\$113.30	\$2,837.65	\$674.65	\$0.00	= \$3,625.60
J.O. Davis Correctional Center	198	31,766	\$102,273.85	\$9,084.60	\$52,236.45	\$0.00	= \$163,594.90
Limestone Correctional Center	430	44,248	\$175,326.60	\$84,068.60	\$46,401.50	\$0.00	= \$305,796.70
Loxley Work Release Center	771	99,717	\$104,256.60	\$233,305.30	\$257,021.05	\$0.00	= \$594,582.95
Montgomery	250	42,152	\$30,240.80	\$17,304.00	\$145,230.00	\$24,308.00	= \$217,082.80
Red Eagle Honor Farm	6,780	211,900	\$812,607.20	\$0.00	\$232,843.80	\$0.00	= \$1,045,451.00
St. Clair Correctional Center	304	38,130	\$196,369.50	\$0.00	\$0.00	\$0.00	= \$196,369.50
Ventress Correctional Facility	1,342	39,854	\$85,448.80	\$43,342.40	\$75,025.70	\$0.00	= \$203,816.90
Totals	25,617	1,227,651	\$2,301,087.66	\$1,466,782.04	\$3,043,273.32	\$62,418.00	= \$6,873,561.02
Averages by Month	2,135	102,304	\$191,757.31	\$122,231.84	\$253,606.11	\$5,201.50	= \$572,796.75

**Alabama Department of Corrections
FY2005 Annual Report**

Community Corrections Summary

October 1st, 2004 thru September 30th, 2005

FY 05	New 2005 Front-End Diversions	Total Active Front-End Diversions	New 2005 Institutional Diversions	Total Active Institutional Diversions	Total Active Diversions	Total Annual Invoice Amount
Calhoun	0	2	0	0	2	\$3,340.00
Cherokee	10	10	2	9	19	\$37,565.00
Cullman	20	34	15	18	52	\$83,700.00
Dale	7	10	0	1	11	\$18,830.00
DeKalb	26	75	30	34	109	\$132,755.00
Escambia	7	11	10	20	31	\$35,170.00
Etowah	34	51	22	29	80	\$123,515.00
Fayette	1	14	1	3	17	\$12,265.00
Franklin	8	11	22	37	48	\$65,340.00
Geneva	6	8	0	0	8	\$17,270.00
Houston	14	15	89	141	156	\$163,595.00
Jackson	17	19	1	3	22	\$28,160.00
Jefferson	276	408	19	23	431	\$758,435.00
Lauderdale	25	44	9	11	55	\$61,410.00
Lawrence	15	24	2	12	36	\$59,685.00
Marion	5	9	4	7	16	\$16,010.00
Marshall	57	77	2	2	79	\$139,650.00
Mobile	123	316	55	57	373	\$532,950.00
Montgomery	67	99	10	12	111	\$157,365.00
Shelby	48	97	5	5	102	\$169,830.00
Tuscaloosa	19	52	2	3	55	\$72,895.00
Walker	3	7	47	54	61	\$57,490.00
4th Circuit	13	14	4	4	18	\$42,400.00
Total	801	1,407	351	485	1,892	\$2,789,625.00

**Alabama Department of Corrections
FY2005 Annual Report**

**Major Facility Operations Statistics
October 1st, 2004 thru September 30th, 2005**

FACILITY	Designed Capacity¹	Current Beds	Avg Mon Population	Occupancy Rate²	ESCAPES Year	DISCIPLINARIES Year	ASSAULTS Year
Holman	584	830	836	143.2%	0	618	44
Death Row	56	168	164	292.9%	0	172	8
Kilby	440	1,417	1,314	298.6%	0	462	34
St. Clair	984	1,514	1,519	154.4%	0	1,390	76
Tutwiler	545	946	943	173.0%	0	947	83
Death Row	4	4	2	50.0%	0	0	0
Donaldson	992	1,738	1,587	160.0%	0	1,365	105
Death Row	24	22	21	87.5%	0	4	0
Max Subtotal	3,629	6,639	6,386	176.0%	0	4,958	350
Bibb	900	1,896	1,905	211.7%	0	1,268	70
Bullock	611	1,318	1,312	214.7%	1	652	106
Draper	600	1,232	1,236	206.0%	0	573	47
Easterling	652	1,267	1,266	194.2%	0	871	50
Fountain	632	1,213	1,214	192.1%	0	923	38
Limestone	874	2,086	2,051	234.7%	0	335	54
Dorm 6 & 7	(210)	(266)	(239)	113.8%	0	84	18
Staton	508	1,376	1,375	270.7%	0	481	33
Ventress	650	1,650	1,650	253.8%	0	486	39
Med Subtotal	5,427	12,038	12,009	221.3%	1	5,673	455
Cattle Ranch	85	110	99	116.5%	1	8	0
Elmore	600	1,196	1,175	195.8%	2	706	14
JO Davis	400	400	397	99.3%	0	161	8
Frank Lee	104	288	283	272.1%	2	134	5
Hamilton A/I	123	300	294	239.0%	0	59	2
Red Eagle	104	308	208	200.0%	0	87	3
Min Subtotal	1,416	2,602	2,456	173.4%	5	1,155	32

1-Original architectural design plus renovations

2-Occupancy Rate is the result of average monthly population divided by designed capacity

**Alabama Department of Corrections
FY2005 Annual Report**

Work Release / Work Center / Boot Camp Facility Operations Statistics
October 1st, 2004 thru September 30th, 2005

FACILITY	Designed Capacity¹	Current Beds	Avg Mon Population	Occupancy Rate²	ESCAPES Year	DISCIPLINARIES Year	ASSAULTS Year
Alex City	175	263	200	114.3%	4	167	1
Atmore	0	0	0	0.0%	0	110	2
Birmingham	120	242	193	160.8%	8	123	6
Bullock	165	201	150	90.9%	3	166	4
Camden	40	152	75	187.5%	1	142	1
Childersburg	135	180	152	112.6%	3	242	1
Decatur	58	290	186	320.7%	3	131	0
Elba	40	220	141	352.5%	1	175	1
Hamilton	91	210	107	117.6%	1	70	2
Loxley	175	462	258	147.4%	1	293	2
Mobile	135	224	114	84.4%	4	118	0
Montgomery	0	0	0	0.0%	0	39	1
WR Subtotal	1,134	2,444	1,576	139.0%	29	1,776	21
Alex City WC	5	57	58	1160.0%	1	33	0
Atmore WC	144	250	220	152.8%	0	145	2
Birmingham WC	30	70	72	240.0%	3	28	0
Bullock WC	15	30	27	180.0%	0	46	0
Camden WC	15	30	30	200.0%	0	26	0
Childersburg WC	64	250	247	385.9%	5	312	5
Decatur WC	70	140	135	192.9%	0	135	0
Elba WC	15	30	33	220.0%	0	21	0
Hamilton WC	25	50	46	184.0%	0	38	3
Loxley WC	120	100	88	73.3%	1	79	3
Mobile WC	15	30	25	166.7%	1	15	0
Montgomery WC	192	326	321	167.2%	3	244	4
Boot Camp	128	120	85	66.4%	0	0	0
W/BC Subtotal	838	1,483	1,387	165.5%	14	1122	17

1-Original architectural design plus renovations

2-Occupancy Rate is the result of average monthly population divided by designed capacity